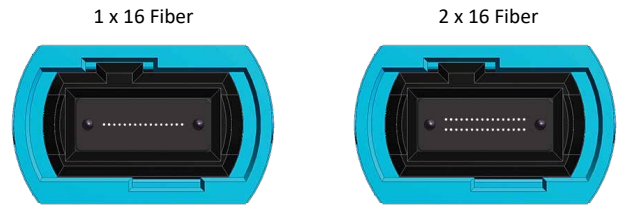


MTP®-16 Connector

The MTP®-16 connector family encompasses the 16 fiber MT ferrule, connector hardware, and bulkhead adapters. Utilizing the same external footprint as the existing traditional 12 fiber MT ferrule, the 16 fiber MT Elite® is available in one or two rows of 16 fibers and leverages all the proven features and technology of our traditional PPS MT ferrules.

The connector hardware offers a unique keying feature as opposed to the centered keying feature on the traditional MPO hardware. This new keying design, standardized by TIA 604-18 (FOCIS 18) and IEC (61754-7-3), ensures proper mating of the MTP®-16 connector without inadvertently mating the 16 fiber connector hardware with standard MPO compliant hardware. MTP®-16 adapters are available in full or reduced flange mounting and opposed or aligned key orientation.



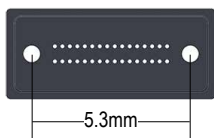
Features:

- 1x16 and 2x16 fiber MT ferrules
- Highest density physical contact
- Same external footprint as traditional MT ferrules
- Fiber pitch: 0.25mm within the row; 0.50mm between rows
- Available in MM, MM APC, and SM APC
- Extremely low hygroscopic material for exceptional environmental stability
- Connector latching optimized to reduce debris generation
- US Conec patented elliptical guide pin shape
- MTP® and SC footprint cutout flanged and reduced flanged adapters

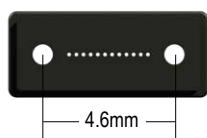
Applications:

- Aggregation of multiple 8 fiber parallel optic transceivers
- Direct coupling to emerging 16 fiber parallel optic links (8 Tx / 8 Rx, e.g. 400G QSFP-DD, OSFP)
- High density structured cabling applications

MTP®-16 MT Ferrule



Traditional MT Ferrule



MTP®-16 Adapter

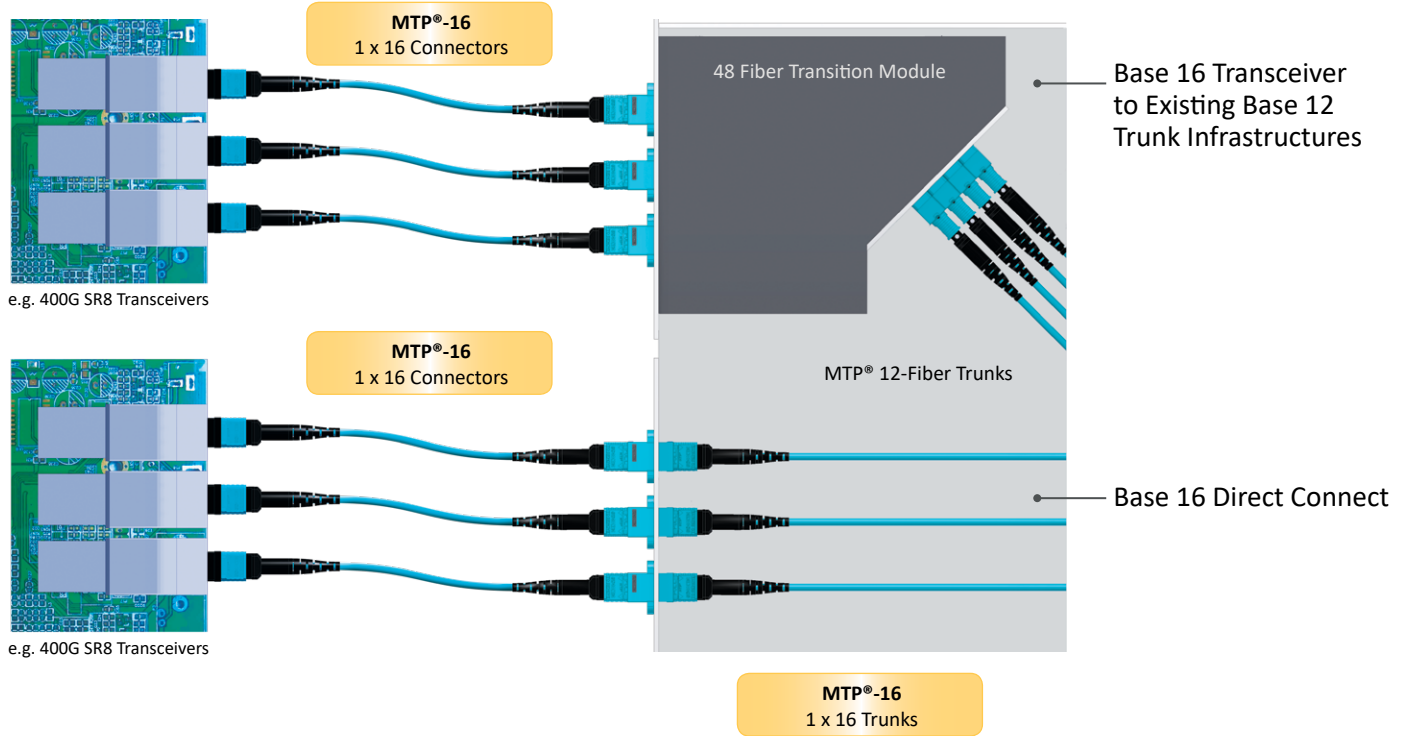


Traditional MTP® Adapter



MTP®, MTP® PRO, MTP Elite®, MTP®-16, MXC®, MT Elite®, PRIZM®, LightTurn®, EZ Shuffle™, ELIMENT™, IBC™, and Eliminator™ are trademarks or registered trademarks of US Conec Ltd.

Sample Configurations for SR8, DR8 (PSM8)



Sample Configurations for SR4, DR4 (PSM4)

