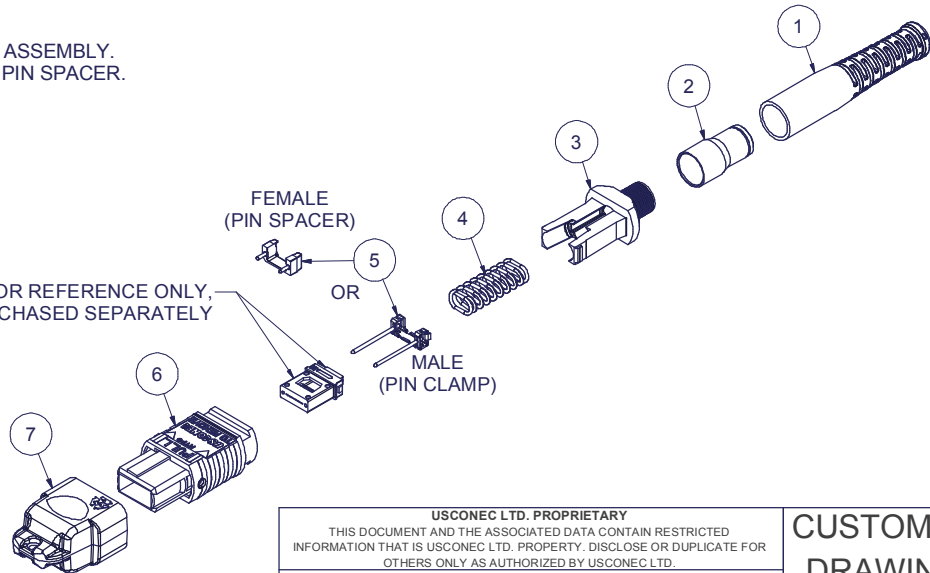


Parts List					KIT P/N		KIT DESCRIPTION		PERFORMANCE	COLUMN A	COLUMN B	
ITEM	DESCRIPTION	PART NUMBER	QTY	NOTES					PIN CLAMP/SPACER P/N	HSG ASSY P/N	HSG ASSY COLOR	
1	BOOT, 3.6mm ROUND, MTP® FLEX	17065	1		21364	KIT, MTP-16™, FEMALE, MM, 3.6 RND, MTP® FLEX BOOT, HSF, AQUA	MM or MM MTP Elite®		15391	16819	AQUA	
					21365	KIT, MTP-16™, MALE, MM, 3.6 RND, MTP® FLEX BOOT, HSF, AQUA	MM		17782	16819	AQUA	
2	CRIMP BAND	16426	1		21366	KIT, MTP-16™, MALE, MM MTP Elite®, 3.6 RND, MTP® FLEX BOOT, HSF, AQUA	MM MTP Elite®		15609	16819	AQUA	
3	SPRING PUSH, UNIVERSAL, 3.6 mm ROUND, MTP®	19738	1		21367	KIT, MTP-16™, FEMALE, MM, 3.6 RND, MTP® FLEX BOOT, HSF, MAGENTA	MM or MM MTP Elite®		15391	16822	MAGENTA	
					21368	KIT, MTP-16™, MALE, MM, 3.6 RND, MTP® FLEX BOOT, HSF, MAGENTA	MM		17782	16822	MAGENTA	
					21369	KIT, MTP-16™, MALE, MM MTP Elite®, 3.6 RND, MTP® FLEX BOOT, HSF, MAGENTA	MM MTP Elite®		15609	16822	MAGENTA	
4	SPRING, UNIVERSAL, 20N	17698	1		21370	KIT, MTP-16™, FEMALE, MM, 3.6 RND, MTP® FLEX BOOT, HSF, LIME	MM or MM MTP Elite®		15391	19103	LIME	
					21371	KIT, MTP-16™, MALE, MM, 3.6 RND, MTP® FLEX BOOT, HSF, LIME	MM		17782	19103	LIME	
					21372	KIT, MTP-16™, MALE, MM MTP Elite®, 3.6 RND, MTP® FLEX BOOT, HSF, LIME	MM MTP Elite®		15609	19103	LIME	
5	PIN CLAMP or PIN SPACER	SEE KIT TABLE COLUMN A	1	NOTE 1	21373	KIT, MTP-16™, FEMALE, SM, 3.6 RND, MTP® FLEX BOOT, HSF, GREEN	SM		15391	19068	GREEN	
6	ASSEMBLY, HOUSING, MTP-16™	SEE KIT TABLE COLUMN B	1		21374	KIT, MTP-16™, MALE, SM, 3.6 RND, MTP® FLEX BOOT, HSF, GREEN	SM		15609	19068	GREEN	
7	DUST CAP, MTP®	17242	1									

NOTES:

- 1. MALE CONNECTOR KIT HAS PIN CLAMP ASSEMBLY. FEMALE CONNECTOR KIT HAS FEMALE PIN SPACER.

FERRULE / BOOT KIT SHOWN FOR REFERENCE ONLY, MUST BE PURCHASED SEPARATELY



USCONEC LTD. PROPRIETARY
THIS DOCUMENT AND THE ASSOCIATED DATA CONTAIN RESTRICTED INFORMATION THAT IS USCONEC LTD. PROPERTY. DISCLOSE OR DUPLICATE FOR OTHERS ONLY AS AUTHORIZED BY USCONEC LTD.

Material:

REV	DATE	DESCRIPTION	ECN
X1	4/23/19	----	2214-mm
A	6/26/19	INITIAL RELEASE	

CUSTOMER DRAWING

DIMENSIONS FOR REFERENCE ONLY

THIRD ANGLE PROJECTION

METRIC/mm

▲ DENOTES CRITICAL DIMENSION

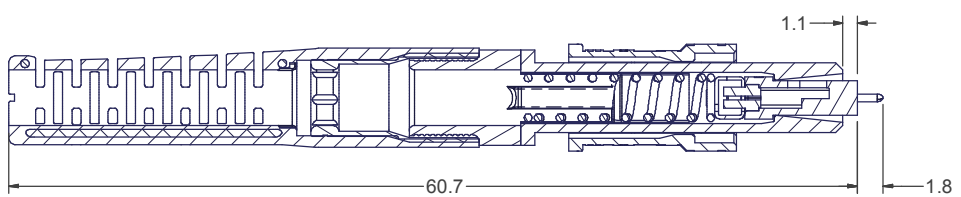
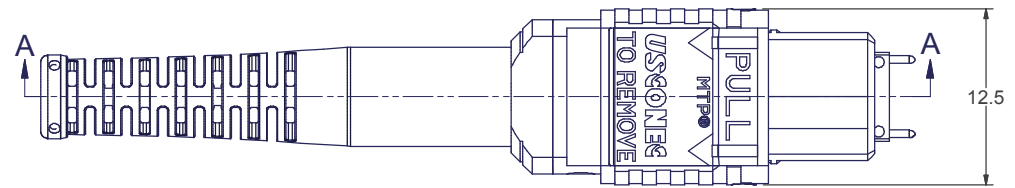
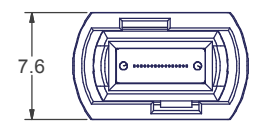
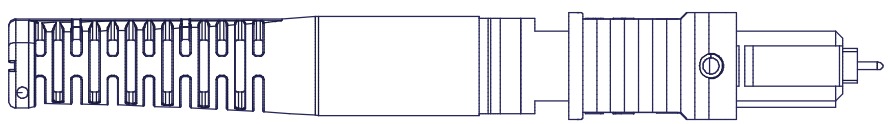
USCONEC
Hickory, NC
800-769-0944
www.usconec.com

TITLE
KIT, MTP-16™ CONN., 3.4 - 3.8mm RND, MTP® FLEX BOOT, HIGH SPRING FORCE

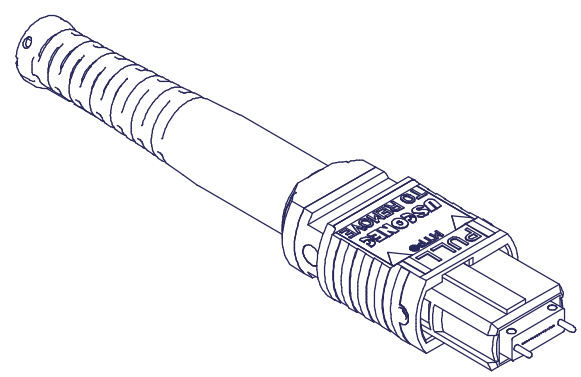
SIZE: S&M Part No.: SEE TABLE
DWG NO: **C21364**
REV: A

SCALE: N.T.S.
Drafter: M.McCROSKY
Date: 4/23/2019
SHEET 1 OF 2

4 | 3 | 2 | 1



SECTION A-A



USCONEC LTD. PROPRIETARY
THIS DOCUMENT AND THE ASSOCIATED DATA CONTAIN RESTRICTED INFORMATION THAT IS USCONEC LTD. PROPERTY. DISCLOSE OR DUPLICATE FOR OTHERS ONLY AS AUTHORIZED BY USCONEC LTD.

Material:

REV	DATE	DESCRIPTION	ECN

CUSTOMER DRAWING

DIMENSIONS FOR REFERENCE ONLY

THIRD ANGLE PROJECTION

METRIC/mm

▲ DENOTES CRITICAL DIMENSION

USCONEC Hickory, NC
800-769-0944
www.usconec.com

TITLE
KIT, MTP-16™ CONN., 3.4 - 3.8mm RND,
MTP® FLEX BOOT, HIGH SPRING FORCE

SIZE	S&M Part No.:	DWG NO.	REV
B	SEE SHEET 1	C21364	A
SCALE	Drafter	Date:	SHEET
N.T.S.	M.McCROSKEY	4/23/2019	2 OF 2

4 | 3 | 2 | 1