

4

3

2

1

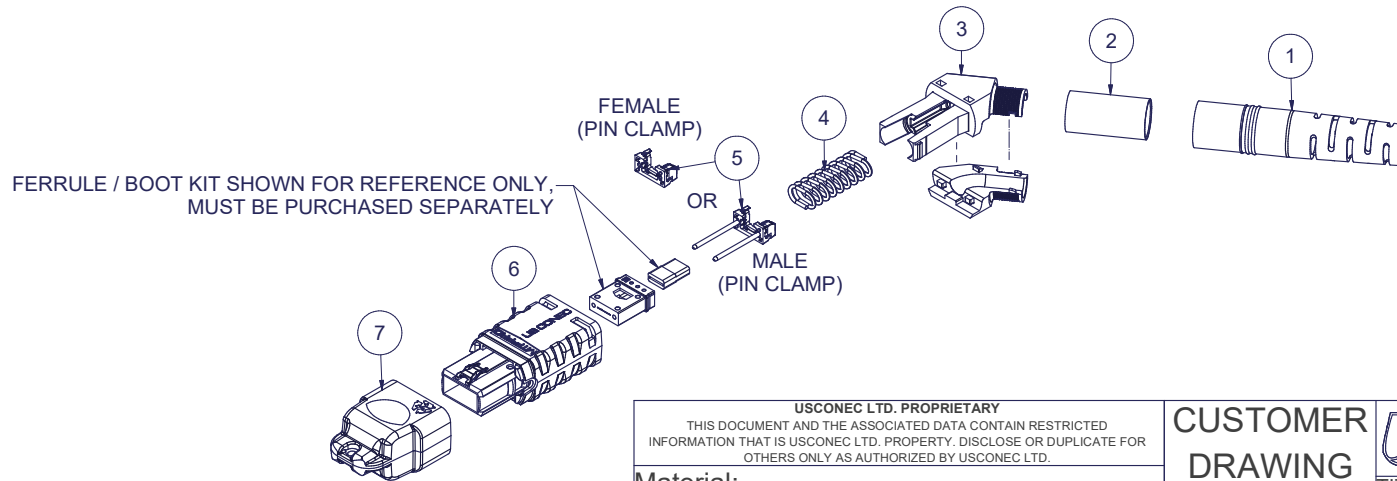
Parts List

ITEM	DESCRIPTION	PART NUMBER	QTY	NOTES
1	BOOT, ROUND, 5.0/5.5 CABLE	12978	1	
2	CRIMP BAND, 5.5, ROUND, MTP®	16429	1	
3	SPRING PUSH, UNIVERSAL, 2 PC, ANGLED	19973	1	
4	SPRING, UNIVERSAL, 20N	17698	1	
5	PIN CLAMP, MTP® PRO	SEE KTI TABLE COLUMN A	1	NOTE 1
6	HOUSING ASSY, MTP® PRO	SEE KIT TABLE COLUMN B	1	
7	DUST CAP, MTP®	17242	1	

KIT P/N	KIT DESCRIPTION	PERFORMANCE	COLUMN A PIN CLAMP P/N	COLUMN B HSG ASSY P/N	HSG COLOR
18700	KIT, MTP® PRO, FEMALE, MM MTP Elite®, 5.5 RND, ASP, HSF, AQUA	MM MTP Elite®	17861	18189	AQUA
18701	KIT, MTP® PRO, MALE, MM MTP Elite®, 5.5 RND, ASP, HSF, AQUA	MM MTP Elite®	19038	18189	AQUA
18702	KIT, MTP® PRO, FEMALE, MM MTP Elite®, 5.5 RND, ASP, HSF, HEATHER VIOLET	MM MTP Elite®	17861	18191	HEATHER VIOLET
18703	KIT, MTP® PRO, MALE, MM MTP Elite®, 5.5 RND, ASP, HSF, HEATHER VIOLET	MM MTP Elite®	19038	18191	HEATHER VIOLET
18704	KIT, MTP® PRO, FEMALE, SM MTP Elite®, 5.5 RND, ASP, HSF, GREEN	SM MTP Elite®	17861	18190	GREEN
18705	KIT, MTP® PRO, MALE, SM MTP Elite®, 5.5 RND, ASP, HSF, GREEN	SM MTP Elite®	19039	18190	GREEN
20978	KIT, MTP® PRO, FEMALE, MM MTP Elite®, 5.5 RND, ASP, LIME	MM MTP Elite®	17861	19486	LIME
20979	KIT, MTP® PRO, MALE, MM MTP Elite®, 5.5 RND, ASP, LIME	MM MTP Elite®	19038	19486	LIME

NOTES:

1. MALE CONNECTOR KIT HAS MALE PIN CLAMP ASSEMBLY,
FEMALE CONNECTOR KIT HAS FEMALE PIN CLAMP ASSEMBLY



▲ DENOTES CRITICAL DIMENSION

USCONEC LTD. PROPRIETARY
THIS DOCUMENT AND THE ASSOCIATED DATA CONTAIN RESTRICTED
INFORMATION THAT IS USCONEC LTD. PROPERTY. DISCLOSE OR DUPLICATE FOR
OTHERS ONLY AS AUTHORIZED BY USCONEC LTD.

Material:

REV	DATE	DESCRIPTION	ECN
X1	5/2/18	-	
A	5/20/20	ADD'D LIME KIT P/N'S 20978 & 20979; ADD'D VIEW W/ ADAPTER ON SHT 2	2089-mm
		INITIAL RELEASE	

CUSTOMER
DRAWINGDIMENSIONS FOR REFERENCE
ONLY

THIRD ANGLE PROJECTION



METRIC/mm

Hickory, NC
800-769-0944
www.usconec.com

TITLE
KIT, MTP® PRO CONN., 5.3 - 5.7 mm RND CBL,
ANGLED SPRING PUSH, HIGH SPRING FORCE

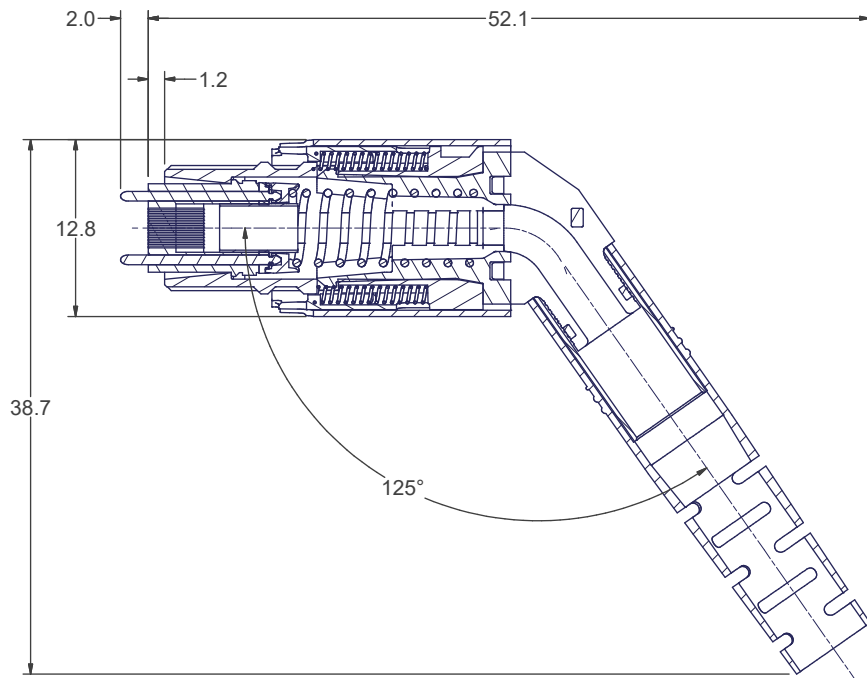
SIZE	S&M Part No.:	DWG NO.	REV
B	SEE TABLE	C18700	A
SCALE	Drafter	Date:	SHEET
N.T.S.	M.McCROSKEY	5/2/2018	1 OF 2

4

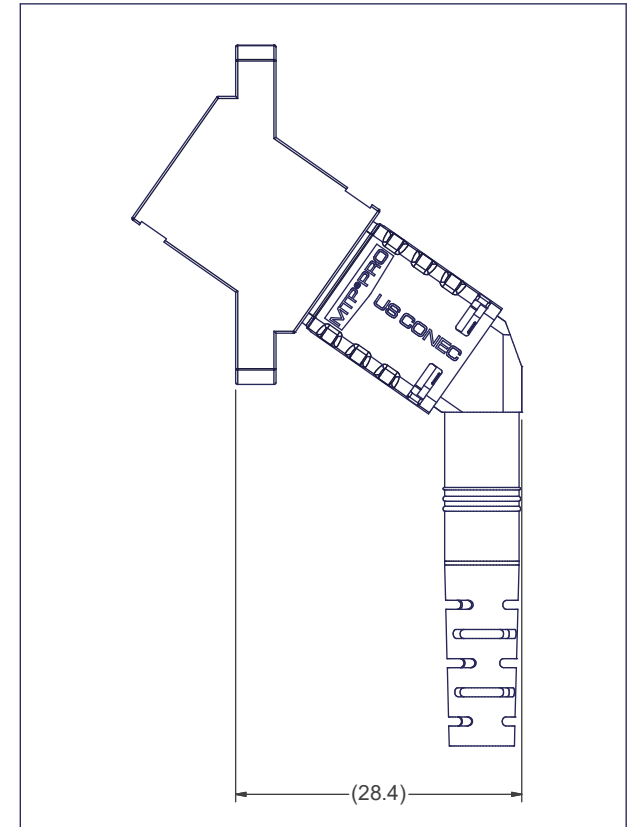
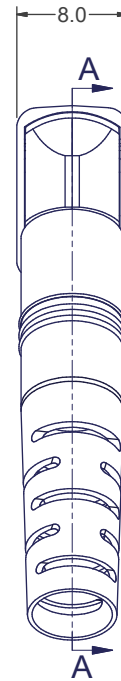
3

2

1



SECTION A-A



MTP® PRO CONNECTOR SHOWN WITH ANGLED MTP® ADAPTER
(ANGLED MTP® ADAPTER SOLD SEPARATELY)

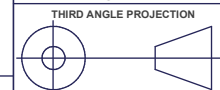
▲ DENOTES CRITICAL DIMENSION

USCONEC LTD. PROPRIETARY
THIS DOCUMENT AND THE ASSOCIATED DATA CONTAIN RESTRICTED INFORMATION THAT IS USCONEC LTD. PROPERTY. DISCLOSE OR DUPLICATE FOR OTHERS ONLY AS AUTHORIZED BY USCONEC LTD.

REV	DATE	DESCRIPTION	ECN

CUSTOMER DRAWING

DIMENSIONS FOR REFERENCE ONLY



METRIC/mm

USCONEC Hickory, NC
800-769-0944
www.usconec.com

TITLE
KIT, MTP® PRO CONN., 5.3 - 5.7 mm RND CBL, ANGLED SPRING PUSH, HIGH SPRING FORCE

SIZE A3	S&M Part No.: SEE TABLE	DWG NO. C18700	REV A
SCALE N.T.S.	Drafter M.McCROSKEY	Date: 5/2/2018	SHEET 2 OF 2

6 5 4 3 2 1

D C B A

6 5 4 3 2 1

D C B A