

4

3

2

1

Parts List

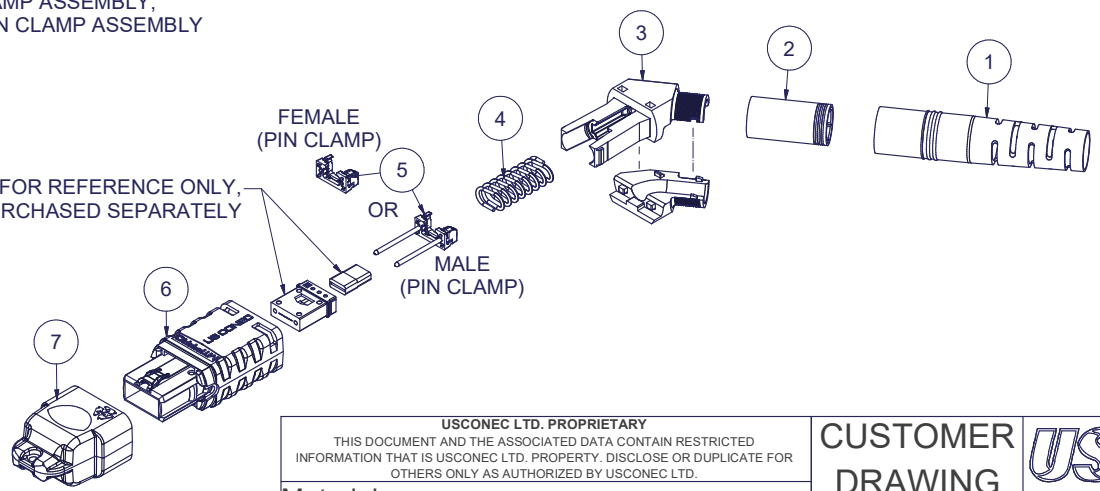
ITEM	DESCRIPTION	PART NUMBER	QTY	NOTES
1	BOOT, ROUND, 5.0/5.5 CABLE	12978	1	
2	CRIMP BAND, 5.0, ROUND, MTP®	16428	1	
3	SPRING PUSH, UNIVERSAL, 2 PC, ANGLED	19973	1	
4	SPRING, UNIVERSAL, 9.8N, MTP®	17167	1	
5	PIN CLAMP, MTP® PRO	SEE KIT TABLE COLUMN A	1	NOTE 1
6	HOUSING ASSY, MTP® PRO	SEE KIT TABLE COLUMN B	1	
7	DUST CAP, MTP®	17242	1	

KIT P/N	KIT DESCRIPTION	PERFORMANCE	COLUMN A PIN CLAMP P/N	COLUMN B HSG ASSY P/N	HSG COLOR
18670	KIT, MTP® PRO, FEMALE, MM MTP Elite®, 5.0 RND, ASP, AQUA	MM MTP Elite®	17861	18189	AQUA
18671	KIT, MTP® PRO, MALE, MM MTP Elite®, 5.0 RND, ASP, AQUA	MM MTP Elite®	19038	18189	AQUA
18672	KIT, MTP® PRO, FEMALE, MM MTP Elite®, 5.0 RND, ASP, HEATHER VIOLET	MM MTP Elite®	17861	18191	HEATHER VIOLET
18673	KIT, MTP® PRO, MALE, MM MTP Elite®, 5.0 RND, ASP, HEATHER VIOLET	MM MTP Elite®	19038	18191	HEATHER VIOLET
18674	KIT, MTP® PRO, FEMALE, SM MTP Elite®, 5.0 RND, ASP, GREEN	SM MTP Elite®	17861	18190	GREEN
18675	KIT, MTP® PRO, MALE, SM MTP Elite®, 5.0 RND, ASP, GREEN	SM MTP Elite®	19039	18190	GREEN
20968	KIT, MTP® PRO, FEMALE, MM MTP Elite®, 5.0 RND, ASP, LIME	MM MTP Elite®	17861	19486	LIME
20969	KIT, MTP® PRO, MALE, MM MTP Elite®, 5.0 RND, ASP, LIME	MM MTP Elite®	19038	19486	LIME

NOTES:

1. MALE CONNECTOR KIT HAS MALE PIN CLAMP ASSEMBLY,  
FEMALE CONNECTOR KIT HAS FEMALE PIN CLAMP ASSEMBLY

FERRULE / BOOT KIT SHOWN FOR REFERENCE ONLY,  
MUST BE PURCHASED SEPARATELY



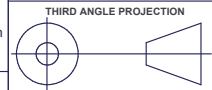
USCONEC LTD. PROPRIETARY  
THIS DOCUMENT AND THE ASSOCIATED DATA CONTAIN RESTRICTED  
INFORMATION THAT IS USCONEC LTD. PROPERTY. DISCLOSE OR DUPLICATE FOR  
OTHERS ONLY AS AUTHORIZED BY USCONEC LTD.

Material:

REV	DATE	DESCRIPTION	ECN
X1	5/2/18	-	
A	5/20/20	ADD'D LIME KIT P/N'S 20968 & 20969; ADD'D VIEW W/ ADAPTER ON SHT 2	2089-mm
		INITIAL RELEASE	

CUSTOMER  
DRAWING

DIMENSIONS FOR REFERENCE  
ONLY



METRIC/mm

▲ DENOTES CRITICAL DIMENSION

**USCONEC**  
Hickory, NC  
800-769-0944  
www.usconec.com

TITLE  
KIT, MTP® PRO CONN., 4.8 - 5.2 mm  
ROUND CBL, ANGLED SPRING PUSH

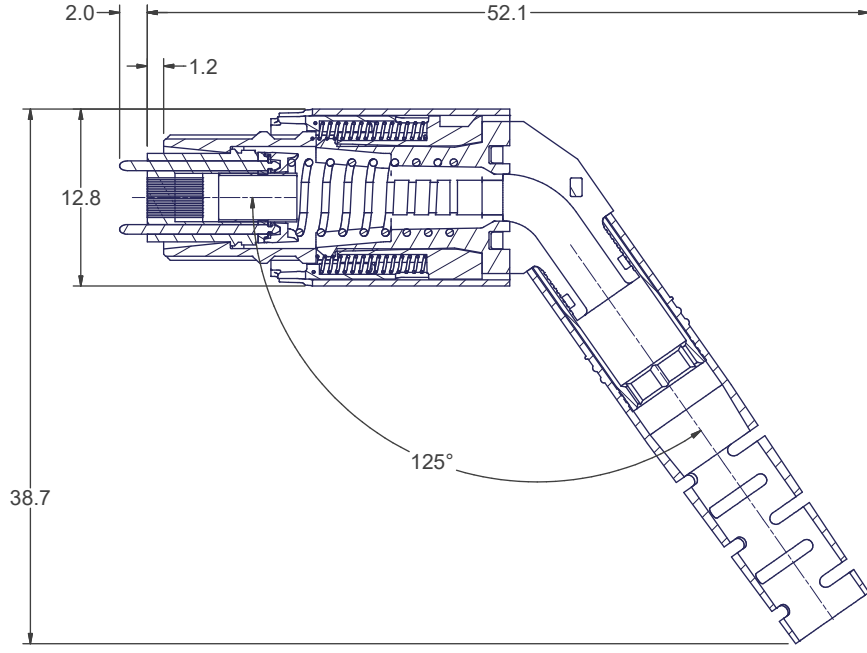
SIZE <b>B</b>	S&M Part No.: SEE TABLE	DWG NO. <b>C18670</b>	REV A
SCALE N.T.S.	Drafter M.McCROSKEY	Date: 5/2/2018	SHEET 1 OF 2

4

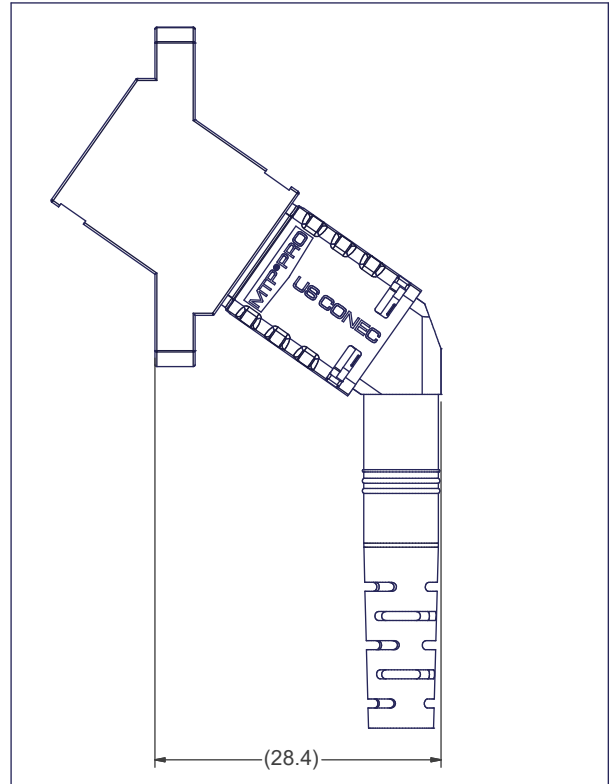
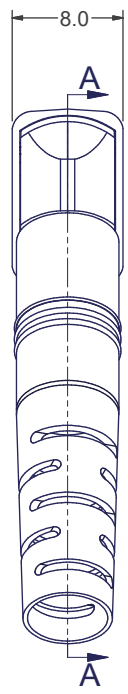
3

2

1



SECTION A-A



MTP® PRO CONNECTOR SHOWN WITH ANGLED MTP® ADAPTER (ANGLED MTP® ADAPTER SOLD SEPARATELY)

▲ DENOTES CRITICAL DIMENSION

**USCONEC LTD. PROPRIETARY**  
 THIS DOCUMENT AND THE ASSOCIATED DATA CONTAIN RESTRICTED INFORMATION THAT IS USCONEC LTD. PROPERTY. DISCLOSE OR DUPLICATE FOR OTHERS ONLY AS AUTHORIZED BY USCONEC LTD.

**CUSTOMER DRAWING**

**Material:**

REV	DATE	DESCRIPTION	ECN

DIMENSIONS FOR REFERENCE ONLY

THIRD ANGLE PROJECTION

**METRIC/mm**

**USCONEC** Hickory, NC  
 800-769-0944  
 www.usconec.com

**TITLE**  
 KIT, MTP® PRO CONN., 4.8 - 5.2 mm  
 ROUND CBL, ANGLED SPRING PUSH

SIZE <b>A3</b>	S&M Part No.: SEE TABLE	DWG NO. <b>C18670</b>	REV A
SCALE N.T.S.	Drafter M.McCROSKY	Date: 5/2/2018	SHEET 2 OF 2

6 5 4 3 2 1

D C B A

6 5 4 3 2 1

