

4

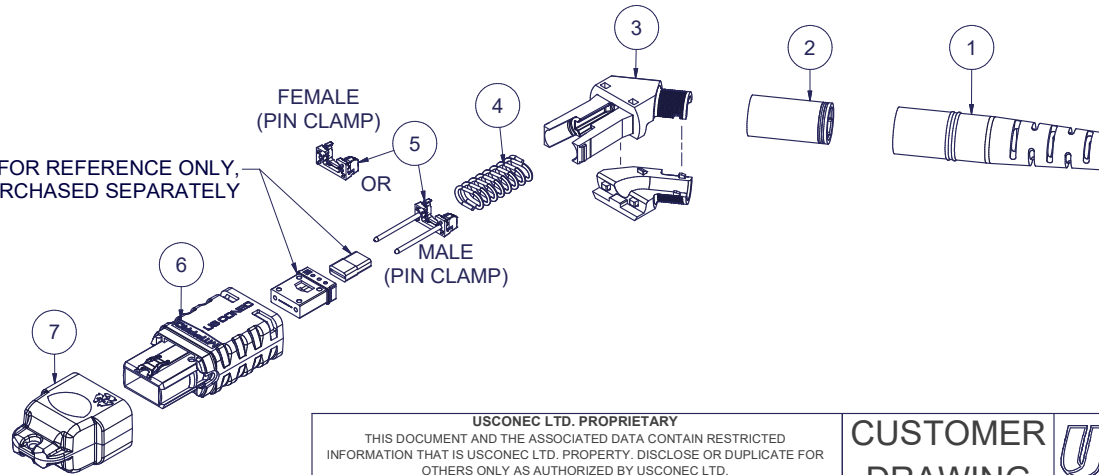
Parts List

ITEM	DESCRIPTION	PART NUMBER	QTY	NOTES
1	BOOT, ROUND, 4.5 mm CABLE	13168	1	
2	CRIMP BAND, 4.5, ROUND, MTP®	16427	1	
3	SPRING PUSH, UNIVERSAL, 2 PC, ANGLED	19973	1	
4	SPRING, UNIVERSAL, 9.8N, MTP®	17167	1	
5	PIN CLAMP, MTP® PRO	SEE KIT TABLE COLUMN A	1	NOTE 1
6	HOUSING ASSY, MTP® PRO	SEE KIT TABLE COLUMN B	1	
7	DUST CAP, MTP®	17242	1	

NOTES:

1. MALE CONNECTOR KIT HAS MALE PIN CLAMP ASSEMBLY,
FEMALE CONNECTOR KIT HAS FEMALE PIN CLAMP ASSEMBLY

FERRULE / BOOT KIT SHOWN FOR REFERENCE ONLY,
MUST BE PURCHASED SEPARATELY



3



2

1

KIT P/N	KIT DESCRIPTION	PERFORMANCE	COLUMN A		COLUMN B	
			PIN CLAMP P/N	HSG ASSY P/N	HSG COLOR	
18646	KIT, MTP® PRO, FEMALE, MM MTP Elite®, 4.5 RND, ASP, AQUA	MM MTP Elite®	17861	18189	AQUA	
18647	KIT, MTP® PRO, MALE, MM MTP Elite®, 4.5 RND, ASP, AQUA	MM MTP Elite®	19038	18189	AQUA	
18648	KIT, MTP® PRO, FEMALE, MM MTP Elite®, 4.5 RND, ASP, HEATHER VIOLET	MM MTP Elite®	17861	18191	HEATHER VIOLET	
18649	KIT, MTP® PRO, MALE, MM MTP Elite®, 4.5 RND, ASP, HEATHER VIOLET	MM MTP Elite®	19038	18191	HEATHER VIOLET	
18650	KIT, MTP® PRO, FEMALE, SM MTP Elite®, 4.5 RND, ASP, GREEN	SM MTP Elite®	17861	18190	GREEN	
18651	KIT, MTP® PRO, MALE, SM MTP Elite®, 4.5 RND, ASP, GREEN	SM MTP Elite®	19039	18190	GREEN	
20966	KIT, MTP® PRO, FEMALE, MM MTP Elite®, 4.5 RND, ANGLED SPRING PUSH, LIME	MM MTP Elite®	17861	19486	LIME	
20967	KIT, MTP® PRO, MALE, MM MTP Elite®, 4.5 RND, ANGLED SPRING PUSH, LIME	MM MTP Elite®	19038	19486	LIME	

▲ DENOTES CRITICAL DIMENSION

USCONEC LTD. PROPRIETARY
THIS DOCUMENT AND THE ASSOCIATED DATA CONTAIN RESTRICTED
INFORMATION THAT IS USCONEC LTD. PROPERTY. DISCLOSE OR DUPLICATE FOR
OTHERS ONLY AS AUTHORIZED BY USCONEC LTD.

Material:

REV	DATE	DESCRIPTION	ECN
X1	5/9/18	-	
A	5/20/20	ADD'D LIME KIT P/N'S 20966 & 20967; ADD'D VIEW W/ ADAPTER ON SHT 2	2089-mm
		INITIAL RELEASE	

CUSTOMER
DRAWINGDIMENSIONS FOR REFERENCE
ONLY

THIRD ANGLE PROJECTION



METRIC/mm

Hickory, NC
800-769-0944
www.usconec.com

TITLE
KIT, MTP® PRO CONN., 4.3 - 4.7 mm
ROUND CBL, ANGLED SPRING PUSH

SIZE	S&M Part No.:	DWG NO.	REV
B	SEE TABLE	C18646	A

SCALE	Drafter	Date:	SHEET	OF 2
N.T.S.	M.McCROSKEY	5/9/2018	1	2

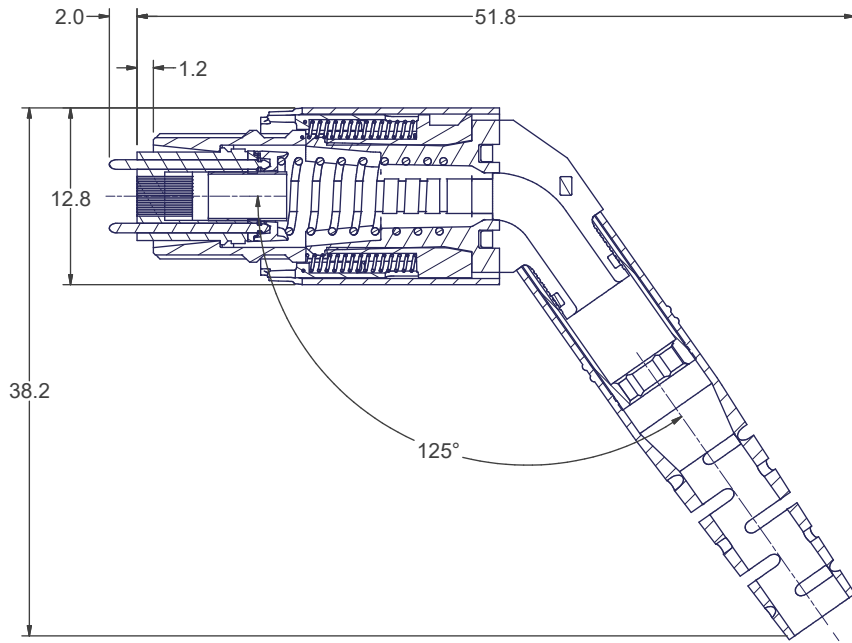
4

3

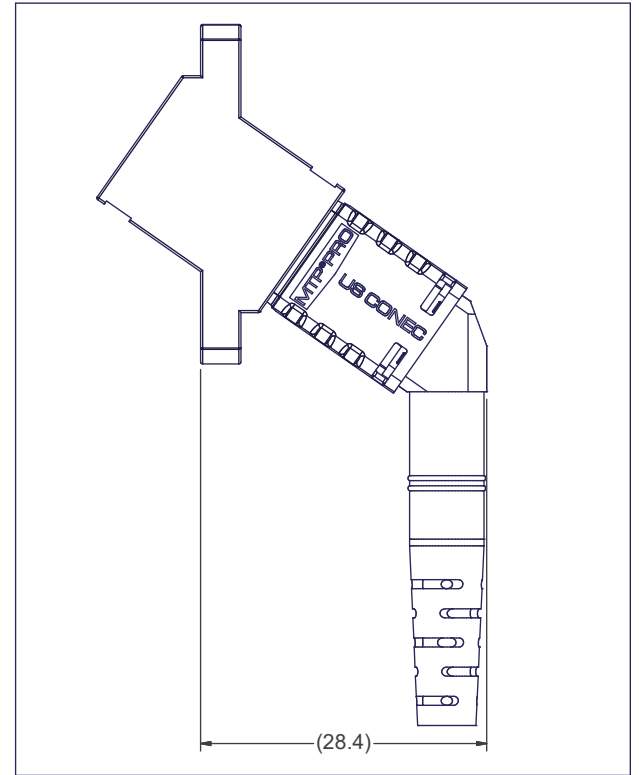
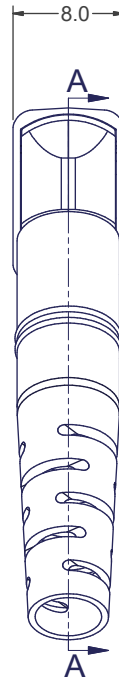


2

1



SECTION A-A



MTP® PRO CONNECTOR SHOWN WITH ANGLED MTP® ADAPTER (ANGLED MTP® ADAPTER SOLD SEPARATELY)

▲ DENOTES CRITICAL DIMENSION

USCONEC LTD. PROPRIETARY
 THIS DOCUMENT AND THE ASSOCIATED DATA CONTAIN RESTRICTED INFORMATION THAT IS USCONEC LTD. PROPERTY. DISCLOSE OR DUPLICATE FOR OTHERS ONLY AS AUTHORIZED BY USCONEC LTD.

CUSTOMER DRAWING

Material:

REV	DATE	DESCRIPTION	ECN

USCONEC Hickory, NC
 800-769-0944
 www.usconec.com

TITLE
 KIT, MTP® PRO CONN., 4.3 - 4.7 mm
 ROUND CBL, ANGLED SPRING PUSH

THIRD ANGLE PROJECTION

SIZE: **A3** S&M Part No.: SEE TABLE DWG NO: **C18646** REV: **A**

SCALE: N.T.S. Drafter: **M. McCROSKEY** Date: **5/9/2018** SHEET **2** OF **2**