

4

3

2

1

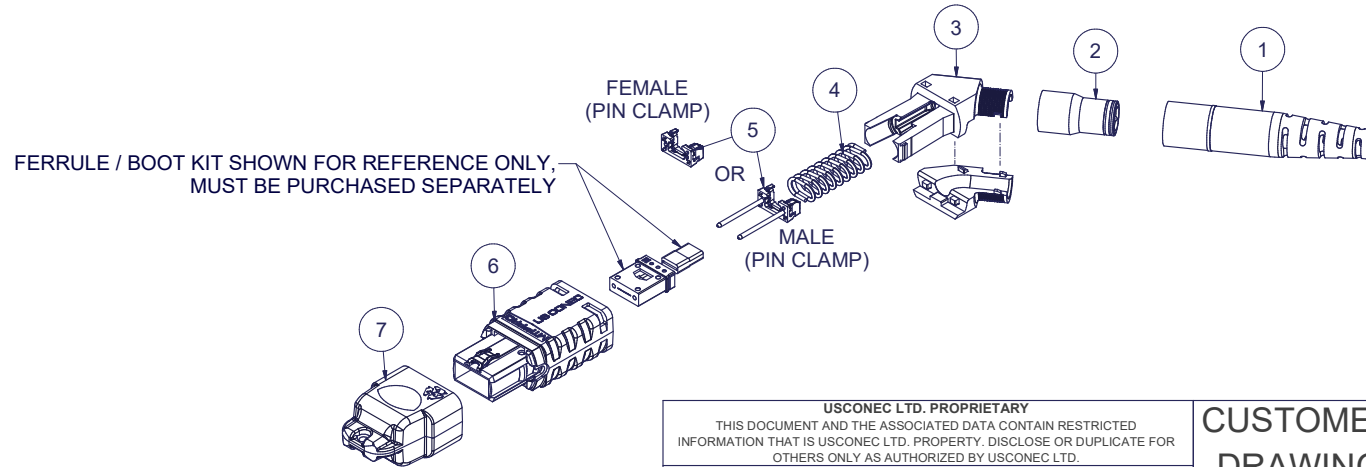
## Parts List

ITEM	DESCRIPTION	PART NUMBER	QTY	NOTES
1	BOOT, ROUND, MTP®, 3.6mm	12165	1	
2	CRIMP BAND	17776	1	
3	SPRING PUSH, UNIVERSAL, 2 PC, ANGLED	19973	1	
4	SPRING, UNIVERSAL, 20N	17698	1	
5	PIN CLAMP, MTP® PRO	SEE KIT TABLE COLUMN A	1	NOTE 1
6	HOUSING ASSY, MTP® PRO	SEE KIT TABLE COLUMN B	1	
7	DUST CAP, MTP®	17242	1	

KIT P/N	KIT DESCRIPTION	PERFORMANCE	COLUMN A PIN CLAMP P/N	COLUMN B HSG ASSY P/N	HSG COLOR
18604	KIT, MTP® PRO, FEMALE, MM MTP Elite®, 3.6 RND, ANGLED SPRING PUSH, HSF, AQUA	MM MTP Elite®	17861	18189	AQUA
18605	KIT, MTP® PRO, MALE, MM MTP Elite®, 3.6 RND, ANGLED SPRING PUSH, HSF, AQUA	MM MTP Elite®	19038	18189	AQUA
18606	KIT, MTP® PRO, FEMALE, MM MTP Elite®, 3.6 RND, ANGLED SPRING PUSH, HSF, HEATHER VIOLET	MM MTP Elite®	17861	18191	HEATHER VIOLET
18607	KIT, MTP® PRO, MALE, MM MTP Elite®, 3.6 RND, ANGLED SPRING PUSH, HSF, HEATHER VIOLET	MM MTP Elite®	19038	18191	HEATHER VIOLET
18608	KIT, MTP® PRO, FEMALE, SM MTP Elite®, 3.6 RND, ANGLED SPRING PUSH, HSF, GREEN	SM MTP Elite®	17861	18190	GREEN
18609	KIT, MTP® PRO, MALE, SM MTP Elite®, 3.6 RND, ANGLED SPRING PUSH, HSF, GREEN	SM MTP Elite®	19039	18190	GREEN
21000	KIT, MTP® PRO, FEMALE, MM MTP Elite®, 3.6 RND, ANGLED SPRING PUSH, HSF, LIME	MM MTP Elite®	17861	19486	LIME
21001	KIT, MTP® PRO, MALE, MM MTP Elite®, 3.6 RND, ANGLED SPRING PUSH, HSF, LIME	MM MTP Elite®	19038	19486	LIME

## NOTES:

1. MALE CONNECTOR KIT HAS MALE PIN CLAMP ASSEMBLY,  
FEMALE CONNECTOR KIT HAS FEMALE PIN CLAMP ASSEMBLY.

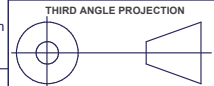


▲ DENOTES CRITICAL DIMENSION

USCONEC LTD. PROPRIETARY  
THIS DOCUMENT AND THE ASSOCIATED DATA CONTAIN RESTRICTED  
INFORMATION THAT IS USCONEC LTD. PROPERTY. DISCLOSE OR DUPLICATE FOR  
OTHERS ONLY AS AUTHORIZED BY USCONEC LTD.

## Material:

REV	DATE	DESCRIPTION	ECN
X1	1/19/17	----	
A	5/20/20	ADD'D LIME KIT P/N'S 20994 & 20995; REM'D 'SPRING' COLUMN IN TABLE; ADD'D VIEW W/ ADAPTER ON SHT 2	2089-mm
		INITIAL RELEASE	

CUSTOMER  
DRAWINGDIMENSIONS FOR REFERENCE  
ONLY

METRIC/mm

Hickory, NC  
800-769-0944  
www.usconec.com

TITLE  
KIT, MTP® PRO CONN., 3.4 - 3.8 mm RND CBL,  
ANGLED SPRING PUSH, HIGH SPRING FORCE

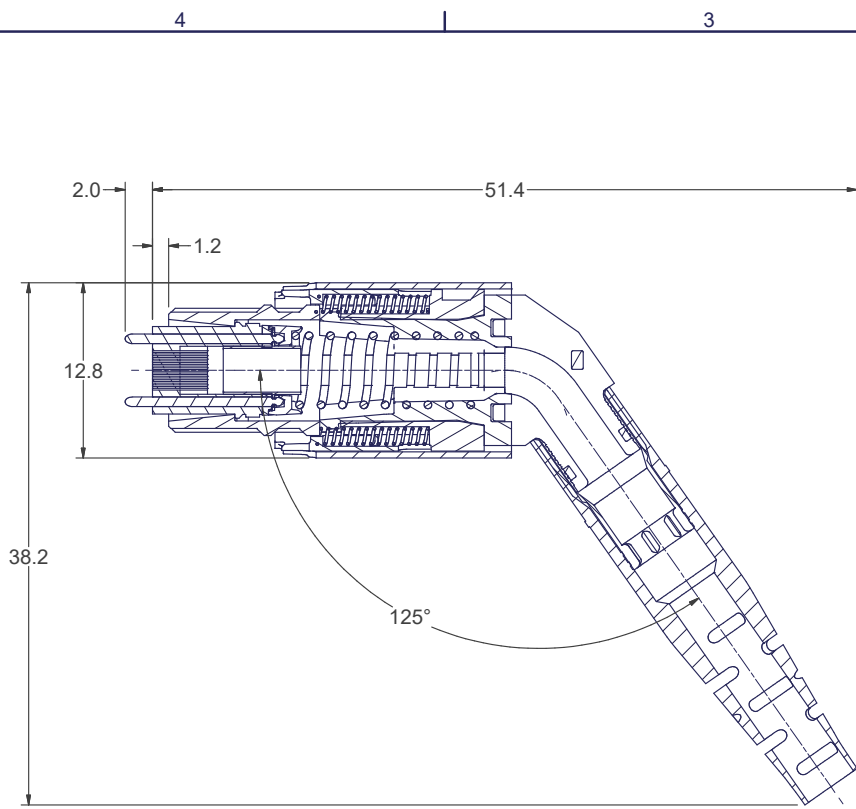
SIZE	S&M Part No.:	DWG NO.	REV
B	SEE TABLE	C18604	A
SCALE	Drafter	Date:	SHEET
N.T.S.	M.McCROSKEY	1/19/2017	1 OF 2

4

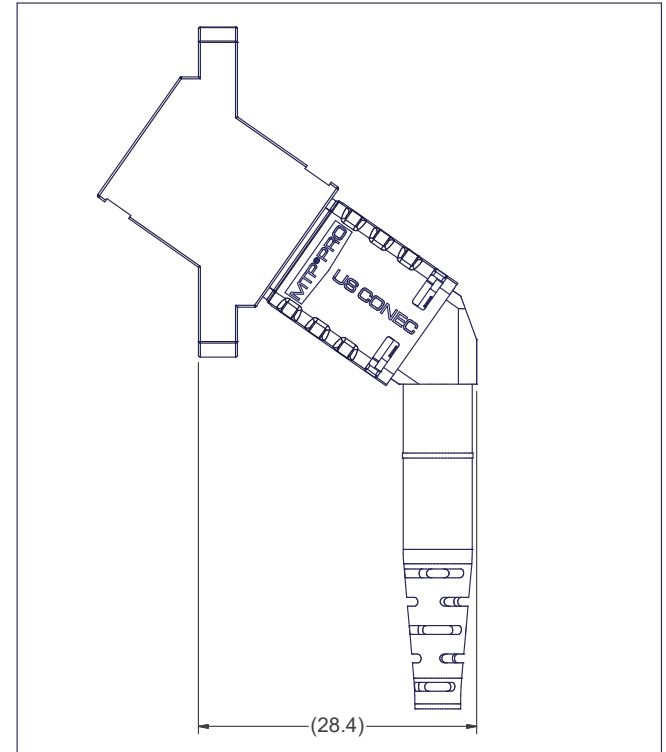
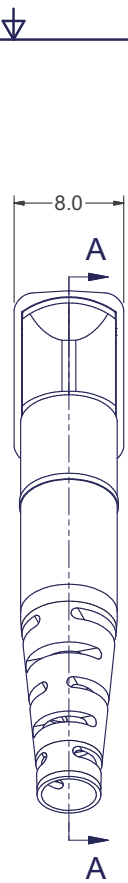
3

2

1



SECTION A-A



MTP® PRO CONNECTOR SHOWN WITH ANGLED MTP® ADAPTER (ANGLED MTP® ADAPTER SOLD SEPARATELY)

▲ DENOTES CRITICAL DIMENSION

**USCONEC LTD. PROPRIETARY**  
THIS DOCUMENT AND THE ASSOCIATED DATA CONTAIN RESTRICTED INFORMATION THAT IS USCONEC LTD. PROPERTY. DISCLOSE OR DUPLICATE FOR OTHERS ONLY AS AUTHORIZED BY USCONEC LTD.

**Material:**

REV	DATE	DESCRIPTION	ECN

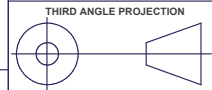
**CUSTOMER DRAWING**



Hickory, NC  
800-769-0944  
www.usconec.com

DIMENSIONS FOR REFERENCE ONLY

**TITLE**  
KIT, MTP® PRO CONN., 3.4 - 3.8 mm RND CBL, ANGLED SPRING PUSH, HIGH SPRING FORCE



SIZE	S&M Part No.:	DWG NO.	REV
<b>B</b>	SEE SHEET 1	<b>C18604</b>	<b>A</b>

**METRIC/mm**

SCALE	Drafter	Date:	SHEET	OF 2
N.T.S.	M. McCROSKEY	1/19/2017	2	2