

4

3

2

1

## Parts List

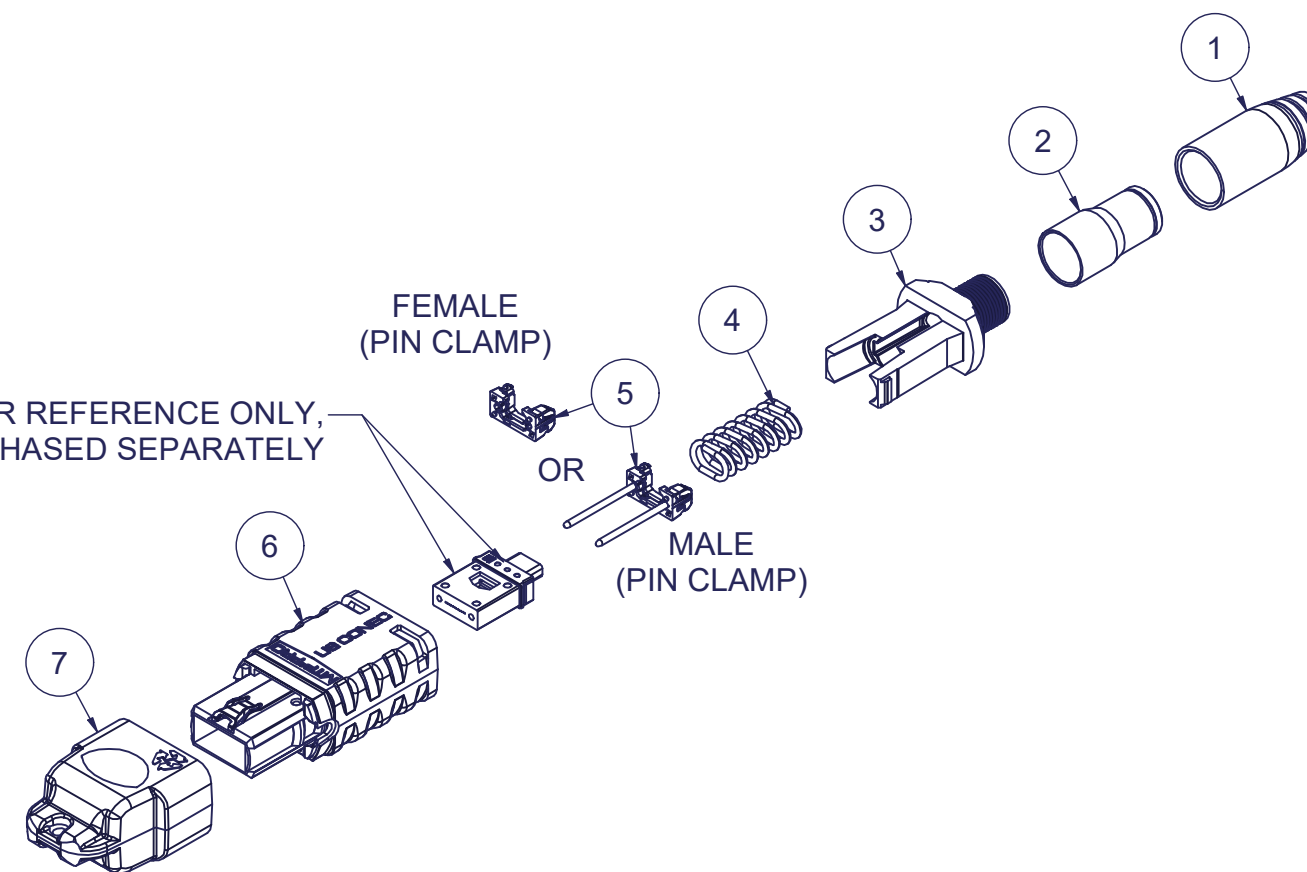
ITEM	DESCRIPTION	PART NUMBER	QTY	NOTES
1	BOOT, ROUND, SHORT, MTP®, 3.6 mm	13466	1	
2	CRIMP BAND, ROUND, MTP®, 3.4 - 3.8 mm CABLES	16426	1	
3	SPRING PUSH, UNIVERSAL, 3.6 mm ROUND, MTP®	22823	1	
4	SPRING, UNIVERSAL, 20N	22515	1	
5	PIN CLAMP, MTP® PRO	SEE KIT TABLE COLUMN A	1	NOTE 1
6	HOUSING ASSY, MTP® PRO	SEE KIT TABLE COLUMN B	1	
7	DUST CAP, MTP®	17242	1	

## NOTES:

1. MALE CONNECTOR KIT HAS PIN CLAMP ASSEMBLY, FEMALE CONNECTOR KIT HAS FEMALE PIN SPACER

KIT P/N	KIT DESCRIPTION	PERFORMANCE	COLUMN A PIN CLAMP P/N	COLUMN B HSG ASSY P/N	HSG COLOR
18580	KIT, MTP® PRO, FEMALE, MM MTP Elite®, 3.6 RND, W/ SHORT RND CBL BOOT, HSF, AQUA HSG	MM MTP Elite®	25084	18189	AQUA
18581	KIT, MTP® PRO, MALE, MM MTP Elite®, 3.6 RND, W/ SHORT RND CBL BOOT, HSF, AQUA HSG	MM MTP Elite®	25085	18189	AQUA
18582	KIT, MTP® PRO, FEMALE, MM MTP Elite®, 3.6 RND, W/ SHORT RND CBL BOOT, HSF, HEATHER VIOLET HSG	MM MTP Elite®	25084	18191	HEATHER VIOLET
18583	KIT, MTP® PRO, MALE, MM MTP Elite®, 3.6 RND, W/ SHORT RND CBL BOOT, HSF, HEATHER VIOLET HSG	MM MTP Elite®	25085	18191	HEATHER VIOLET
18584	KIT, MTP® PRO, FEMALE, SM MTP Elite®, 3.6 RND, W/ SHORT RND CBL BOOT, HSF, GREEN HSG	SM MTP Elite®	25084	18190	GREEN
18585	KIT, MTP® PRO, MALE, SM MTP Elite®, 3.6 RND, W/ SHORT RND CBL BOOT, HSF, GREEN HSG	SM MTP Elite®	25087	18190	GREEN
20986	KIT, MTP® PRO, FEMALE, MM MTP Elite®, 3.6 RND, W/ SHORT RND CBL BOOT, HSF, LIME HSG	MM MTP Elite®	25084	19486	LIME
20987	KIT, MTP® PRO, MALE, MM MTP Elite®, 3.6 RND, W/ SHORT RND CBL BOOT, HSF, LIME HSG	MM MTP Elite®	25085	19486	LIME

FERRULE / BOOT KIT SHOWN FOR REFERENCE ONLY, MUST BE PURCHASED SEPARATELY



▲ DENOTES CRITICAL DIMENSION

USCONEC LTD. PROPRIETARY  
THIS DOCUMENT AND THE ASSOCIATED DATA CONTAIN RESTRICTED INFORMATION THAT IS USCONEC LTD. PROPERTY. DISCLOSE OR DUPLICATE FOR OTHERS ONLY AS AUTHORIZED BY USCONEC LTD.

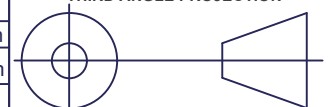
## Material:

REV	DATE	DESCRIPTION	ECN
X1	1/19/17	---	2016-mm
A	6/26/19	INITIAL RELEASE	
B	8/5/22	SPRING PUSH P/N 22823 was 19738	2489-mm
C	4/9/25	PIN CLAMP CHGS: 25084 was 17861; 25085 was 19038; 25087 was 19039; SPRING CHG: 22515 was 17698	2750-mm

## CUSTOMER DRAWING

DIMENSIONS FOR REFERENCE ONLY

THIRD ANGLE PROJECTION



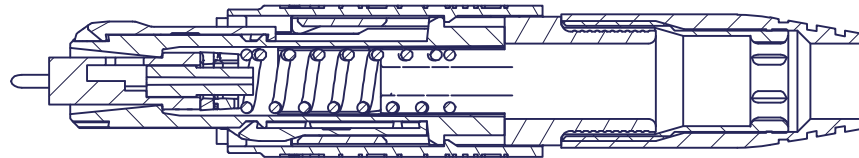
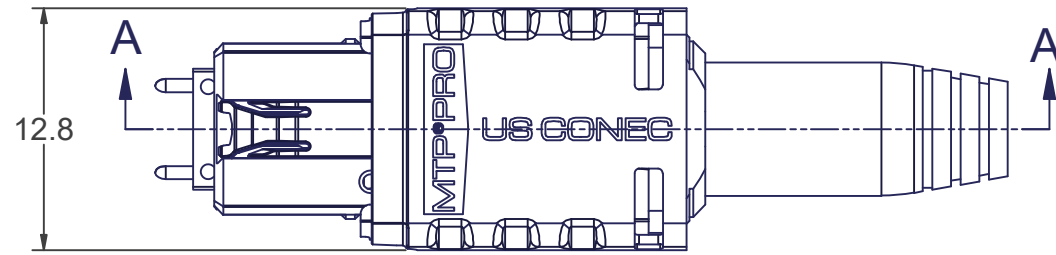
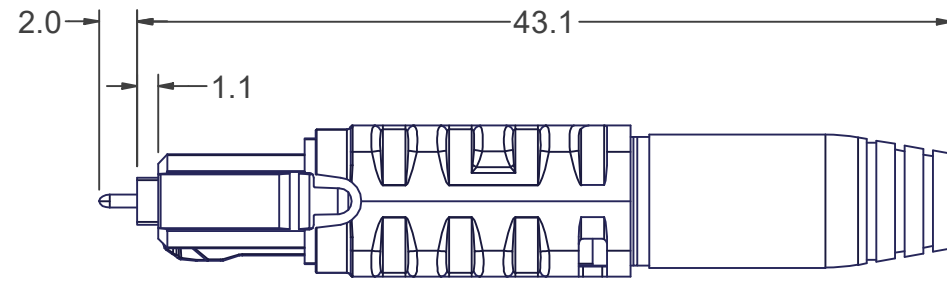
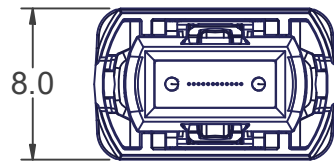
METRIC/mm

**USCONEC**

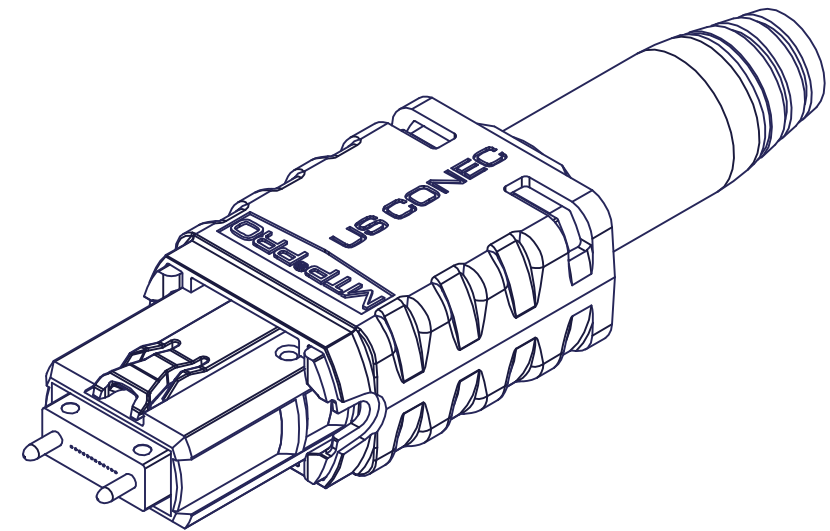
Hickory, NC  
800-769-0944  
www.usconec.com

TITLE  
KIT, MTP® PRO CONN., 3.4 - 3.8 mm RND, W/  
SHORT RND CBL BOOT, HIGH SPRING FORCE

SIZE <b>B</b>	S&M Part No.: SEE TABLE	DWG NO. <b>C18580</b>	REV <b>C</b>
SCALE N.T.S.	Drafter M.McCROSKEY	Date: 1/19/2017	SHEET 1 OF 2



SECTION A-A



▲ DENOTES CRITICAL DIMENSION

**USCONEC LTD. PROPRIETARY**  
 THIS DOCUMENT AND THE ASSOCIATED DATA CONTAIN RESTRICTED INFORMATION THAT IS USCONEC LTD. PROPERTY. DISCLOSE OR DUPLICATE FOR OTHERS ONLY AS AUTHORIZED BY USCONEC LTD.

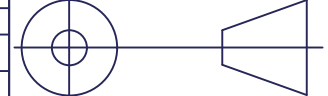
**Material:**

REV.	DATE	DESCRIPTION	ECN
		SEE SHEET 1	

**CUSTOMER DRAWING**

DIMENSIONS FOR REFERENCE ONLY

THIRD ANGLE PROJECTION



**METRIC/mm**

**USCONEC** Hickory, NC  
 800-769-0944  
 www.usconec.com

**TITLE**  
 KIT, MTP® PRO CONN., 3.4 - 3.8 mm RND, W/  
 SHORT RND CBL BOOT, HIGH SPRING FORCE

SIZE <b>B</b>	S&M Part No.: SEE SHEET 1	DWG NO. <b>C18580</b>	REV <b>C</b>
SCALE N.T.S.	Drafter M.McCROSKEY	Date: 1/19/2017	SHEET 2 OF 2