

4

3

2

1

Parts List

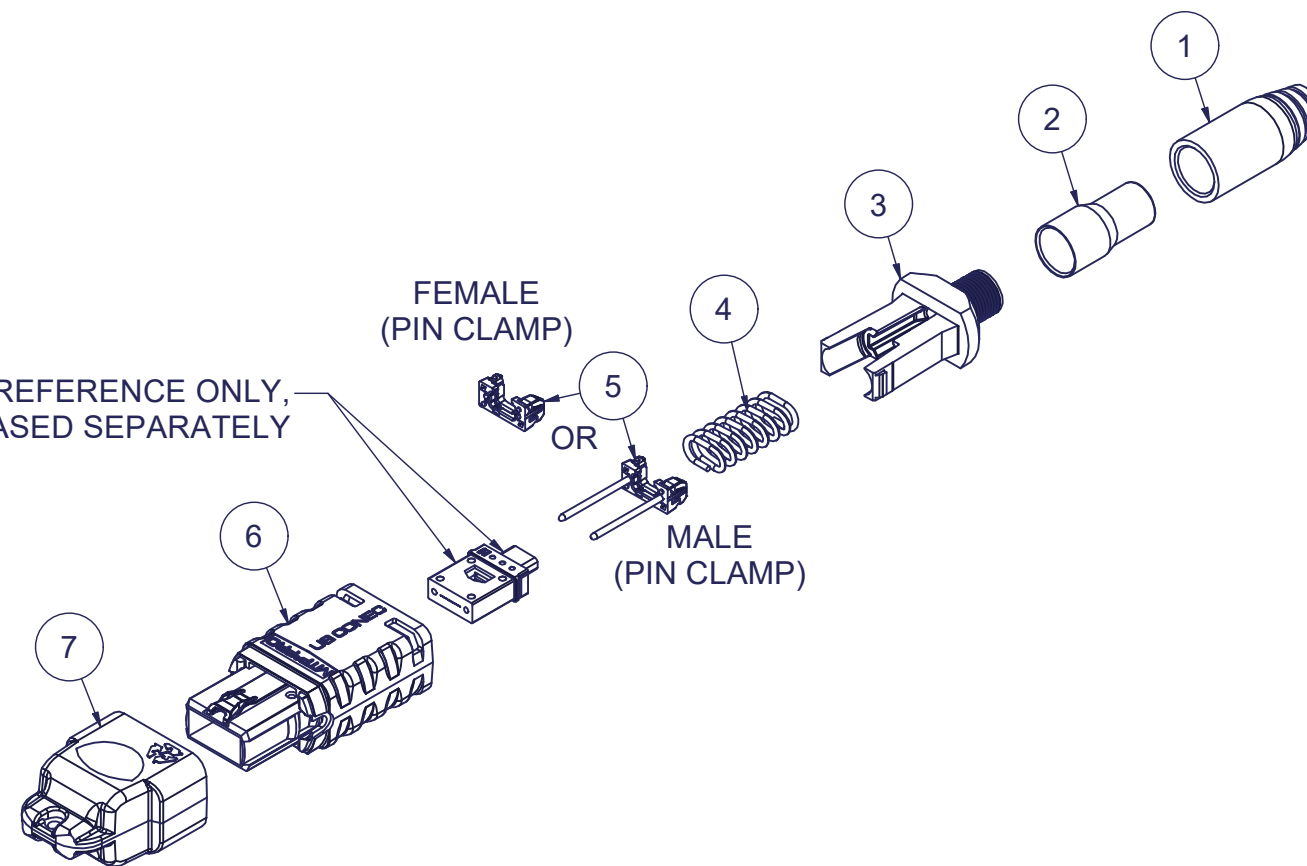
ITEM	DESCRIPTION	PART NUMBER	QTY	NOTES
1	BOOT, ROUND, SHORT, MTP®, 3.0 mm CABLE	16457	1	
2	CRIMP BAND, 3.0 ROUND, MTP®	15633	1	
3	SPRING PUSH, UNIV., 3.0mm RND	19692	1	
4	SPRING, UNIVERSAL, 20N	22515	1	
5	PIN CLAMP, MTP® PRO	SEE KIT TABLE COLUMN A	1	NOTE 1
6	HOUSING ASSY, MTP® PRO	SEE KIT TABLE COLUMN B	1	
7	DUST CAP, MTP®	17242	1	

KIT P/N	KIT DESCRIPTION	PERFORMANCE	COLUMN A PIN CLAMP P/N	COLUMN B HSG ASSY P/N	HSG COLOR
18532	KIT, MTP® PRO, FEMALE, MM MTP Elite®, 3.0 RND, W/ SHORT RND CBL BOOT, HSF, AQUA HSG	MM MTP Elite®	25084	18189	AQUA
18533	KIT, MTP® PRO, MALE, MM MTP Elite®, 3.0 RND, W/ SHORT RND CBL BOOT, HSF, AQUA HSG	MM MTP Elite®	25085	18189	AQUA
18534	KIT, MTP® PRO, FEMALE, MM MTP Elite®, 3.0 RND, W/ SHORT RND CBL BOOT, HSF, HEATHER VIOLET HSG	MM MTP Elite®	25084	18191	HEATHER VIOLET
18535	KIT, MTP® PRO, MALE, MM MTP Elite®, 3.0 RND, W/ SHORT RND CBL BOOT, HSF, HEATHER VIOLET HSG	MM MTP Elite®	25085	18191	HEATHER VIOLET
18536	KIT, MTP® PRO, FEMALE, SM MTP Elite®, 3.0 RND, W/ SHORT RND CBL BOOT, HSF, GREEN HSG	SM MTP Elite®	25084	18190	GREEN
18537	KIT, MTP® PRO, MALE, SM MTP Elite®, 3.0 RND, W/ SHORT RND CBL BOOT, HSF, GREEN HSG	SM MTP Elite®	25087	18190	GREEN
20982	KIT, MTP® PRO, FEMALE, MM MTP Elite®, 3.0 RND, W/ SHORT RND CBL BOOT, HSF, LIME HSG	MM MTP Elite®	25084	19486	LIME
20983	KIT, MTP® PRO, MALE, MM MTP Elite®, 3.0 RND, W/ SHORT RND CBL BOOT, HSF, LIME HSG	MM MTP Elite®	25085	19486	LIME

NOTES:

1. MALE CONNECTOR KIT HAS PIN CLAMP ASSEMBLY, FEMALE CONNECTOR KIT HAS FEMALE PIN SPACER

FERRULE / BOOT KIT SHOWN FOR REFERENCE ONLY, MUST BE PURCHASED SEPARATELY



▲ DENOTES CRITICAL DIMENSION

USCONEC LTD. PROPRIETARY
THIS DOCUMENT AND THE ASSOCIATED DATA CONTAIN RESTRICTED INFORMATION THAT IS USCONEC LTD. PROPERTY. DISCLOSE OR DUPLICATE FOR OTHERS ONLY AS AUTHORIZED BY USCONEC LTD.

Material:

REV.	DATE	DESCRIPTION	ECN
X1	1/19/17	----	2016-mm
A	6/26/19	INITIAL RELEASE	
B	4/9/25	PIN CLAMP CHGS: 25084 was 17861; 25085 was 19038; 25087 was 19039; SPRING CHG: 22515 was 17698	2750-mm

CUSTOMER DRAWING

DIMENSIONS FOR REFERENCE ONLY

THIRD ANGLE PROJECTION

METRIC/mm

USCONEC Hickory, NC
800-769-0944
www.usconec.com

TITLE
KIT, MTP® PRO CONN., 2.8 - 3.2 mm RND, W/
SHORT RND CBL BOOT, HIGH SPRING FORCE

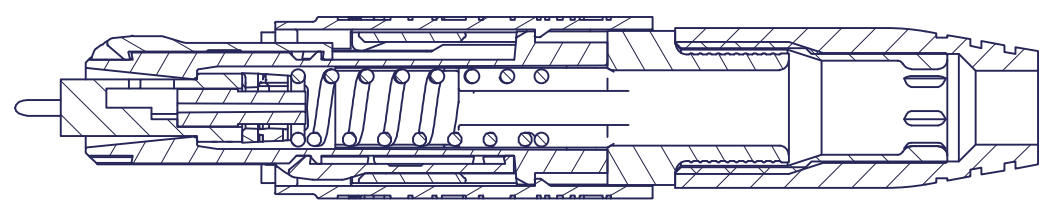
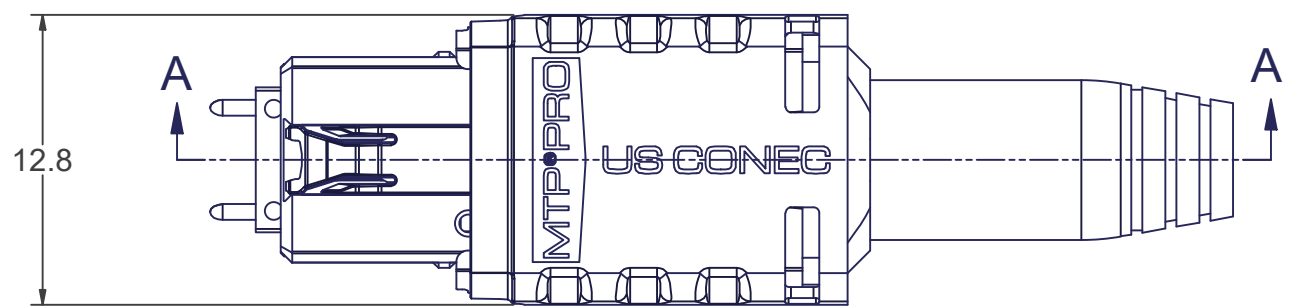
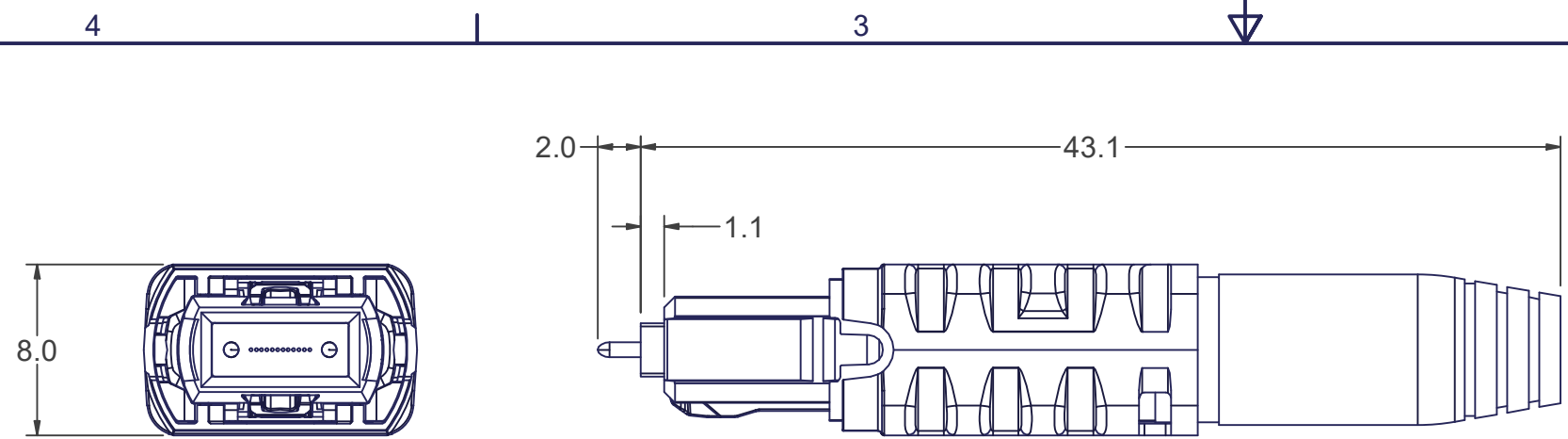
SIZE B	S&M Part No.: SEE TABLE	DWG NO. C18532	REV B
SCALE N.T.S.	Drafter M.McCROSKEY	Date: 1/19/2017	SHEET 1 OF 2

4

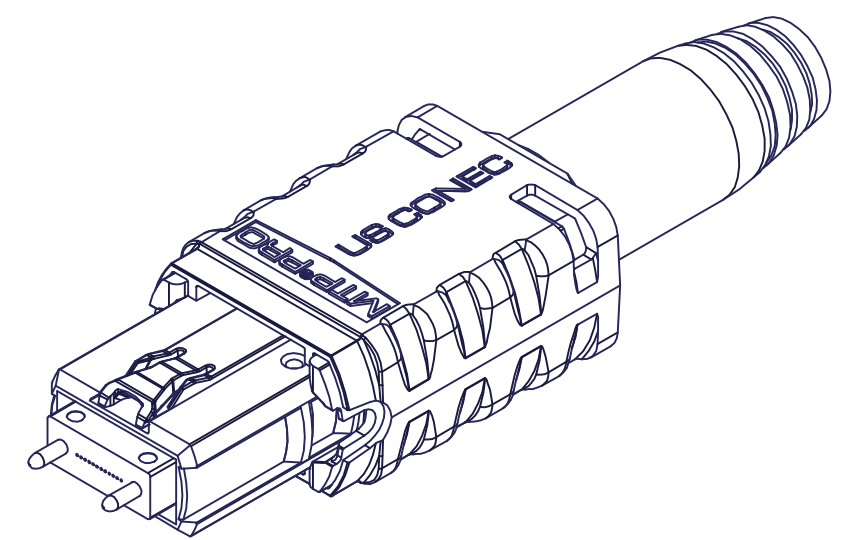
3

2

1



SECTION A-A



USCONEC LTD. PROPRIETARY
 THIS DOCUMENT AND THE ASSOCIATED DATA CONTAIN RESTRICTED INFORMATION THAT IS USCONEC LTD. PROPERTY. DISCLOSE OR DUPLICATE FOR OTHERS ONLY AS AUTHORIZED BY USCONEC LTD.

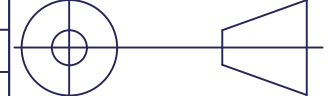
Material:

REV.	DATE	DESCRIPTION	ECN
		SEE SHEET 1	

CUSTOMER DRAWING

DIMENSIONS FOR REFERENCE ONLY

THIRD ANGLE PROJECTION



METRIC/mm

▲ DENOTES CRITICAL DIMENSION

USCONEC Hickory, NC
 800-769-0944
 www.usconec.com

TITLE
 KIT, MTP® PRO CONN., 2.8 - 3.2 mm RND, W/
 SHORT RND CBL BOOT, HIGH SPRING FORCE

SIZE B	S&M Part No.: SEE SHEET 1	DWG NO. C18532	REV B
SCALE N.T.S.	Drafter M.McCROSKEY	Date: 1/19/2017	SHEET 2 OF 2