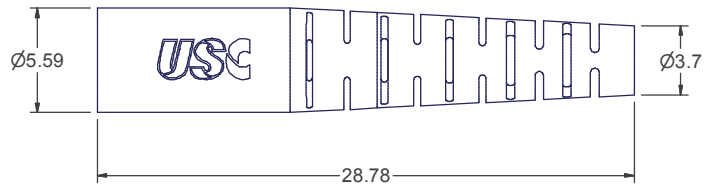
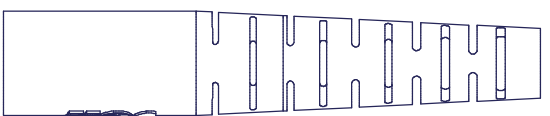


8 | 7 | 6 | 5 | 4 | 3 | 2 | 1

PART NUMBER	DESCRIPTION
17216	BOOT 2.0 mm WHITE
17217	BOOT 2.0 mm BLACK
17288	BOOT 2.0 mm AQUA
17289	BOOT 2.0 mm GREEN
17299	BOOT 2.0 mm BLUE



**USCONEC LTD. PROPRIETARY**  
 THIS DOCUMENT AND THE ASSOCIATED DATA CONTAIN RESTRICTED INFORMATION THAT IS USCONEC LTD. PROPERTY. DISCLOSE OR DUPLICATE FOR OTHERS ONLY AS AUTHORIZED BY USCONEC LTD.

**Material:**

REV	DATE	DESCRIPTION	ECN
X1	3/4/16	-	1901-bt
A	3/22/16	INITIAL RELEASE	1901-bt

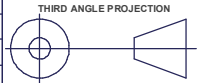
**CUSTOMER DRAWING**



Hickory, NC  
 800-769-0944  
[www.usconec.com](http://www.usconec.com)

DIMENSIONS FOR REFERENCE ONLY

TITLE  
**BOOT, LC, 2mm**



**METRIC/mm**

SIZE <b>B</b>	S&M Part No.: <b>SEE TABLE</b>	DWG NO. <b>C17216</b>	REV <b>A</b>
SCALE N.T.S.	Drafter <b>B.THOMPSON</b>	Date: <b>2/25/2016</b>	SHEET <b>1</b> OF <b>1</b>

▲ DENOTES CRITICAL DIMENSION

D

D

C

C

B

B

A

A

8 | 7 | 6 | 5 | 4 | 3 | 2 | 1