

4

3

2

1

## Parts List

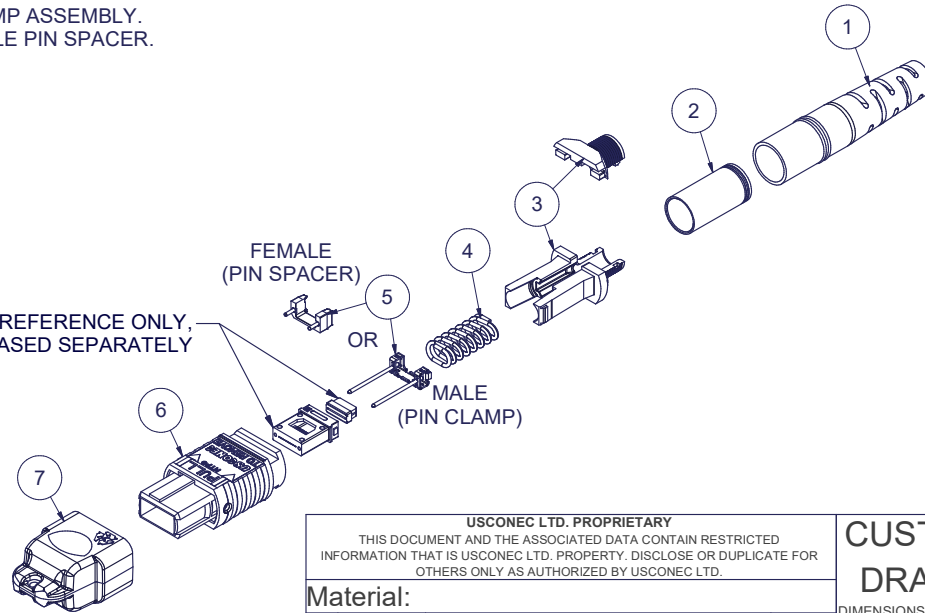
ITEM	DESCRIPTION	PART NUMBER	QTY	NOTES
1	BOOT, ROUND, 4.5 mm CABLE	13168	1	
2	CRIMP BAND, 4.5, ROUND, MTP®	16427	1	
3	SPRING PUSH, UNIV/, 2 PC, 4.0 - 5.5mm RND, MTP®	22900	1	
4	SPRING, UNIVERSAL, 20N	22515	1	
5	PIN CLAMP or PIN SPACER, MTP-16™	SEE KIT TABLE COLUMN A	1	NOTE 1
6	ASSEMBLY, HOUSING, MTP-16™	SEE KIT TABLE COLUMN B	1	
7	DUST CAP, MTP®	17242	1	

KIT P/N	KIT DESCRIPTION	PERFORMANCE	COLUMN A PIN CLAMP/SPACER P/N	COLUMN B HSG ASSY P/N	HSG ASSY COLOR
18008	KIT, MTP-16™, FEMALE, MM, 4.5 RND, AQUA	MM or MM MTP Elite®	15391	16819	AQUA
18009	KIT, MTP-16™, MALE, MM MTP Elite®, 4.5 RND, AQUA	MM MTP Elite®	15609	16819	AQUA
18010	KIT, MTP-16™, FEMALE, MM, 4.5 RND, MAGENTA	MM or MM MTP Elite®	15391	16822	MAGENTA
18011	KIT, MTP-16™, MALE, MM MTP Elite®, 4.5 RND, MAGENTA	MM MTP Elite®	15609	16822	MAGENTA
18034	KIT, MTP-16™, MALE, MM, 4.5 RND, AQUA	MM	17782	16819	AQUA
18035	KIT, MTP-16™, FEMALE, MM, 4.5 RND, MAGENTA	MM	17782	16822	MAGENTA
19242	KIT, MTP-16™, FEMALE, MM, 4.5 RND, LIME	MM or MM MTP Elite®	15391	19103	LIME
19243	KIT, MTP-16™, MALE, MM, 4.5 RND, LIME	MM	17782	19103	LIME
19244	KIT, MTP-16™, MALE, MM MTP Elite®, 4.5 RND, LIME	MM MTP Elite®	15609	19103	LIME
19407	KIT, MTP-16™, FEMALE, SM, 4.5 RND, GREEN	SM	15391	19068	GREEN
19408	KIT, MTP-16™, MALE, SM, 4.5 RND, GREEN	SM	15609	19068	GREEN
19423	KIT, MTP-16™, FEMALE, SM MTP Elite®, 4.5 RND, YELLOW	SM MTP Elite®	15391	19102	YELLOW
19424	KIT, MTP-16™, MALE, SM MTP Elite®, 4.5 RND, YELLOW	SM MTP Elite®	18297	19102	YELLOW

## NOTES:

1. MALE CONNECTOR KIT HAS PIN CLAMP ASSEMBLY.  
FEMALE CONNECTOR KIT HAS FEMALE PIN SPACER.

FERRULE / BOOT KIT SHOWN FOR REFERENCE ONLY,  
MUST BE PURCHASED SEPARATELY



▲ DENOTES CRITICAL DIMENSION

USCONEC LTD. PROPRIETARY			
THIS DOCUMENT AND THE ASSOCIATED DATA CONTAIN RESTRICTED INFORMATION THAT IS USCONEC LTD. PROPERTY. DISCLOSE OR DUPLICATE FOR OTHERS ONLY AS AUTHORIZED BY USCONEC LTD.			
<b>Material:</b>			
REV	DATE	DESCRIPTION	ECN
C1	3/26/18	17242 (DUST CAP) was 17158 (PROTECTIVE CAP)	2130-mm
C	4/23/18	RELEASE	
D1	7/23/19	SPRING PUSH 19740 was 17681; REVISED PARTS LIST FORMAT	2159-mm
D	1/6/20	RELEASE	2237-mm
E	11/1/21	SPRING 22515 was 17698; SPRING PUSH 22900 was 19740; ADDED SME KIT P/N'S 19423 & 19424	2420-mm

## CUSTOMER DRAWING

DIMENSIONS FOR REFERENCE ONLY

THIRD ANGLE PROJECTION



METRIC/mm

Hickory, NC  
800-769-0944  
www.usconec.com

TITLE  
KIT, MTP-16™ CONNECTOR,  
4.3 - 4.7mm ROUND CABLE

SIZE	S&M Part No.:	DWG NO.	REV
B	SEE TABLE	<b>C18008</b>	E

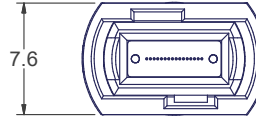
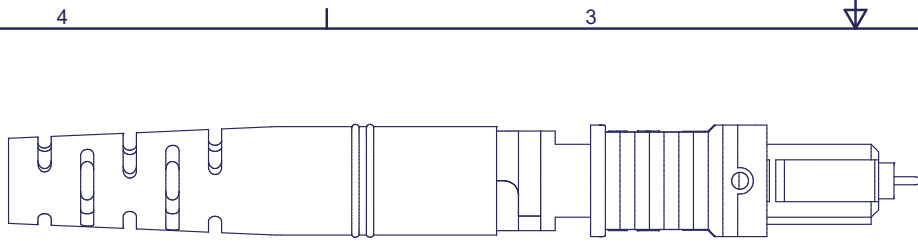
SCALE N.T.S. Drafter M.McCROSKY Date: 6/23/2016 SHEET 1 OF 2

4

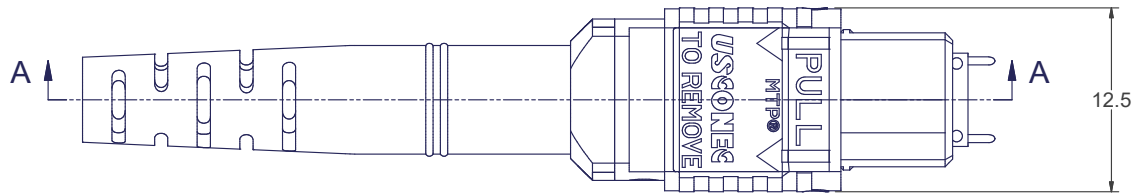
3

2

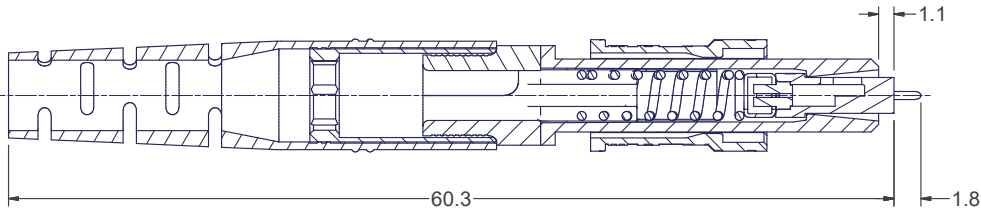
1



7.6



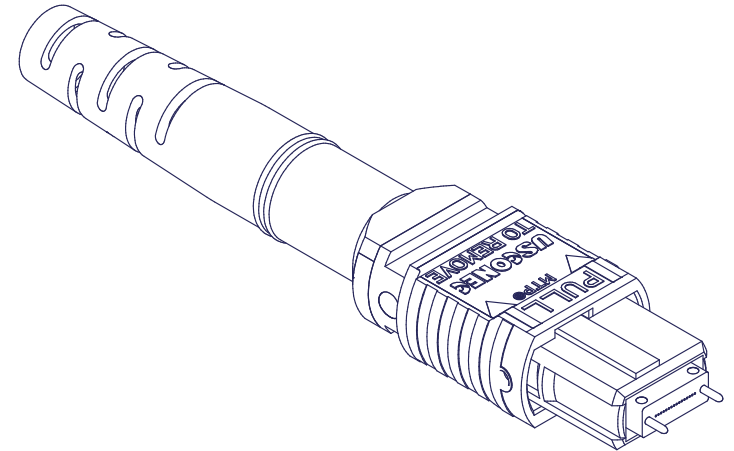
12.5



60.3

1.1

1.8



SECTION A-A

▲ DENOTES CRITICAL DIMENSION

USCONEC LTD. PROPRIETARY  
THIS DOCUMENT AND THE ASSOCIATED DATA CONTAIN RESTRICTED  
INFORMATION THAT IS USCONEC LTD. PROPERTY. DISCLOSE OR DUPLICATE FOR  
OTHERS ONLY AS AUTHORIZED BY USCONEC LTD.

Material:

REV	DATE	DESCRIPTION	ECN

CUSTOMER  
DRAWING

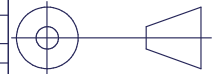


Hickory, NC  
800-769-0944  
www.usconec.com

DIMENSIONS FOR REFERENCE  
ONLY

TITLE  
KIT, MTP-16™ CONNECTOR,  
4.3 - 4.7mm ROUND CABLE

THIRD ANGLE PROJECTION



SIZE B	S&M Part No.: SEE SHEET 1	DWG NO. C18008	REV E
-----------	------------------------------	-------------------	----------

METRIC/mm

SCALE N.T.S.	Drafter M.McCROSKY	Date: 6/23/2016	SHEET 2 OF 2
-----------------	-----------------------	--------------------	--------------