

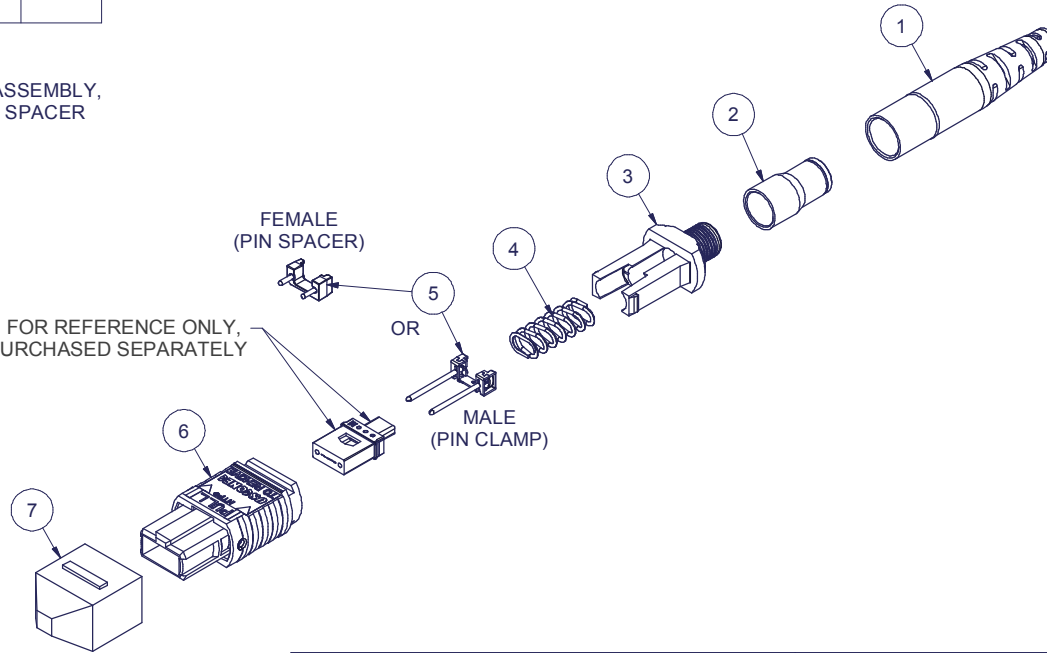
Parts List				
ITEM	DESCRIPTION	PART NUMBER	QTY	NOTES
1	BOOT, RND	12957	1	
2	CRIMP BAND	13207	1	
3	SPRING PUSH	15701	1	
4	SPRING	14511	1	
5	PIN CLAMP or PIN SPACER	SEE KIT TABLE COLUMN A	1	NOTE 1
6	HOUSING ASSY	SEE KIT TABLE COLUMN B	1	
7	PROTECTIVE CAP	9888	1	

KIT P/N	KIT DESCRIPTION	PERFORMANCE	COLUMN A	COLUMN B	
			PIN CLAMP/SPACER P/N	HSG ASSY P/N	HSG ASSY COLOR
15851	KIT, MTP®, FEMALE, SM MTP Elite®, 3.6 RND, UNC. ENV., HFC, GREEN	SM MTP Elite®	12918	18323	GREEN
15852	KIT, MTP®, MALE, SM MTP Elite®, 3.6 RND, UNC. ENV., HFC, GREEN	SM MTP Elite®	14850	18323	GREEN

NOTES:

1. MALE CONNECTOR KIT HAS PIN CLAMP ASSEMBLY,
FEMALE CONNECTOR KIT HAS FEMALE PIN SPACER

FERRULE / BOOT KIT SHOWN FOR REFERENCE ONLY,
MUST BE PURCHASED SEPARATELY



USCONEC LTD. PROPRIETARY
THIS DOCUMENT AND THE ASSOCIATED DATA CONTAIN RESTRICTED
INFORMATION THAT IS USCONEC LTD. PROPERTY. DISCLOSE OR DUPLICATE FOR
OTHERS ONLY AS AUTHORIZED BY USCONEC LTD.

Material: N/A

REV	DATE	DESCRIPTION	ECN
X1	3/18/14	---	1671-mm
A	4/23/14	INITIAL RELEASE	1671-mm
B1	4/3/17	UPDATED DWG FORMAT: CORRECTED HSG P/N: 18323 W 12601	2056-mm
B	4/12/17	RELEASE	

CUSTOMER DRAWING

DIMENSIONS FOR REFERENCE ONLY

THIRD ANGLE PROJECTION

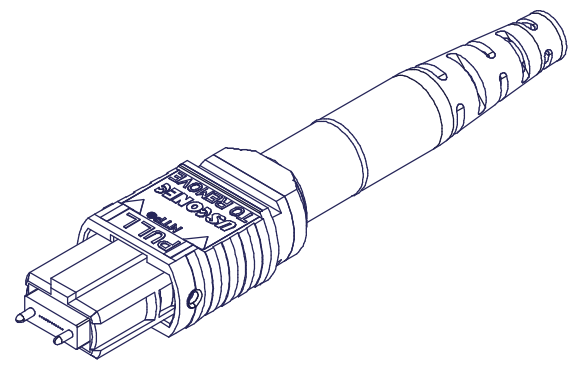
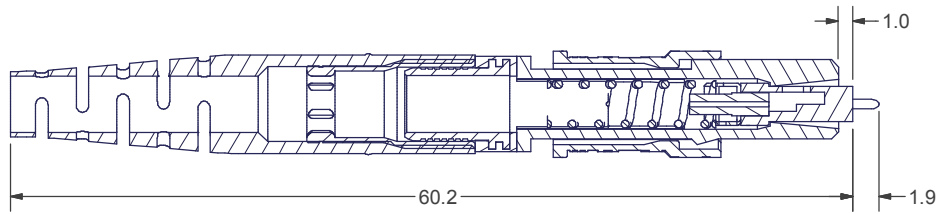
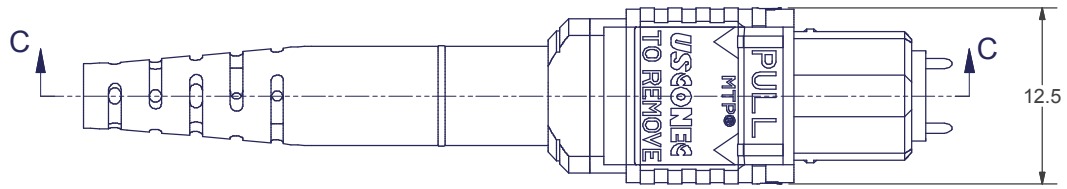
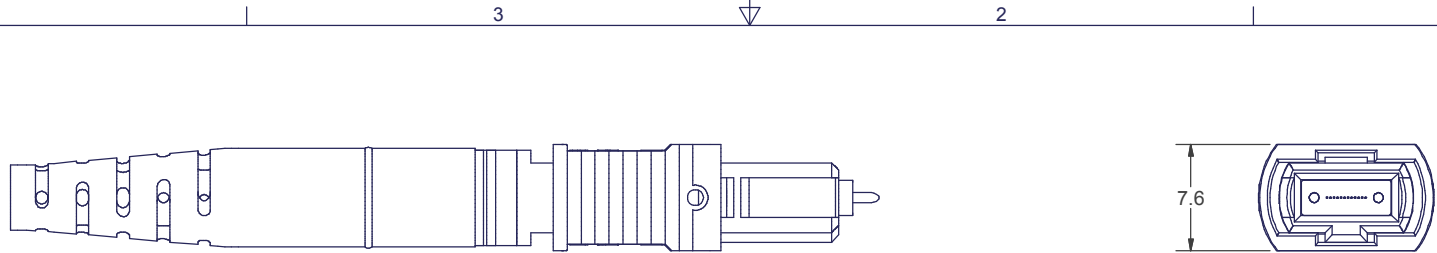
METRIC/mm

▲ DENOTES CRITICAL DIMENSION

USCONEC Hickory, NC
800-769-0944
www.usconec.com

TITLE
KIT, MTP® CONN., 3.4 - 3.8mm RND
CBL, UNC. ENV., HFC

SIZE	S&M Part No.:	DWG NO.	REV
B	SEE TABLE	C15851	B
SCALE	Drafter	Date:	SHEET
N.T.S.	M.McCROSKEY	3/18/2014	1 OF 2



SECTION C-C

USCONEC LTD. PROPRIETARY
 THIS DOCUMENT AND THE ASSOCIATED DATA CONTAIN RESTRICTED INFORMATION THAT IS USCONEC LTD. PROPERTY. DISCLOSE OR DUPLICATE FOR OTHERS ONLY AS AUTHORIZED BY USCONEC LTD.

Material: N/A

REV	DATE	DESCRIPTION	ECN
		SEE SHEET 1	

CUSTOMER DRAWING

DIMENSIONS FOR REFERENCE ONLY

THIRD ANGLE PROJECTION

METRIC/mm

▲ DENOTES CRITICAL DIMENSION

USCONEC
 Hickory, NC
 800-769-0944
www.usconec.com

TITLE
 KIT, MTP® CONN., 3.4 - 3.8mm RND
 CBL, UNC. ENV., HFC

SIZE	S&M Part No.:	DWG NO.	REV
B	SEE SHEET 1	C15851	B
SCALE	Drafter	Date:	SHEET
N.T.S.	M.McCROSKEY	3/18/2014	2 OF 2