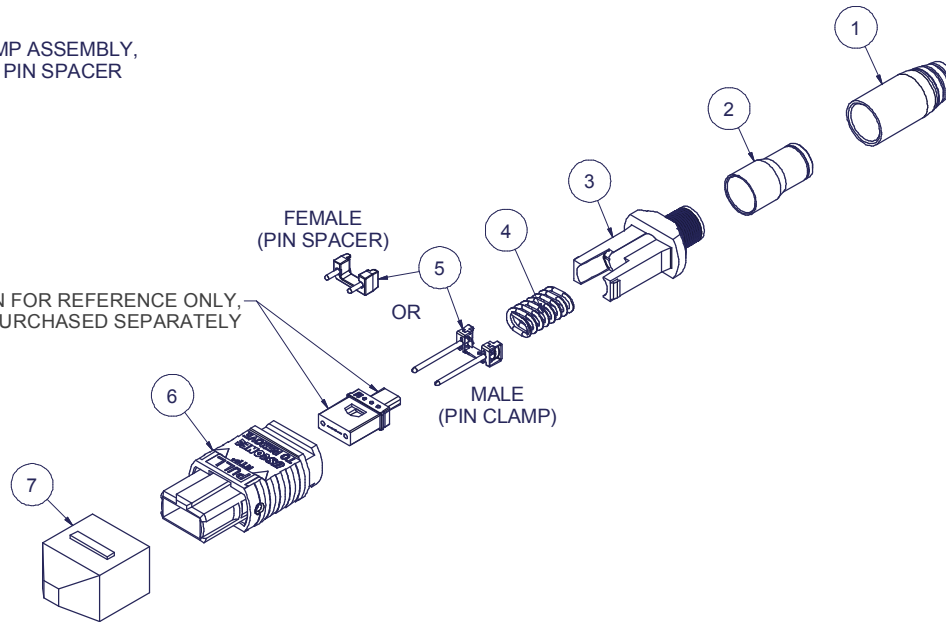


Parts List					KIT P/N		KIT DESCRIPTION		PERFORMANCE	COLUMN A	COLUMN B
ITEM	DESCRIPTION	PART NUMBER	QTY	NOTES					PIN CLAMP/SPACER P/N	HSG ASSY P/N	HSG COLOR
1	3.6 SHORT BOOT	13466	1		14216	KIT, MTP®, MALE, MM MTP Elite®, 3.6 RND SHORT, AQUA, HSF	MM MTP Elite®	16742	16742	7871	AQUA
2	CRIMP BAND	16426	1		14217	KIT, MTP®, FEMALE, MM, 3.6 RND SHORT, BEIGE, HSF	MM	12918	12918	MTP-A12-11	BEIGE
3	SPRING PUSH	13245	1		14218	KIT, MTP®, MALE, MM, 3.6 RND SHORT, BEIGE, HSF	MM	16741	16741	MTP-A12-11	BEIGE
4	SPRING, MTP®, HIGH FORCE	12501	1		14219	KIT, MTP®, FEMALE, MM, 3.6 RND SHORT, BLACK, HSF	MM	12918	12918	MTP-A12-02	BLACK
5	PIN CLAMP or PIN SPACER	SEE KIT TABLE COL. A	1	NOTE 1	14220	KIT, MTP®, MALE, MM, 3.6 RND SHORT, BLACK, HSF	MM	16741	16741	MTP-A12-02	BLACK
6	HOUSING ASSY	SEE KIT TABLE COL. B	1		14221	KIT, MTP®, FEMALE, MM, 3.6 RND SHORT, AQUA, HSF	MM or MM MTP Elite®	12918	12918	7871	AQUA
7	PROTECTIVE CAP, MTP®	MTP-012-01	1		14222	KIT, MTP®, MALE, MM, 3.6 RND SHORT, AQUA, HSF	MM	16741	16741	7871	AQUA

NOTES:

1. MALE CONNECTOR KIT HAS PIN CLAMP ASSEMBLY,
FEMALE CONNECTOR KIT HAS FEMALE PIN SPACER

FERRULE / BOOT KIT SHOWN FOR REFERENCE ONLY,
MUST BE PURCHASED SEPARATELY



USCONEC LTD. PROPRIETARY
THIS DOCUMENT AND THE ASSOCIATED DATA CONTAIN RESTRICTED INFORMATION THAT IS USCONEC LTD. PROPERTY. DISCLOSE OR DUPLICATE FOR OTHERS ONLY AS AUTHORIZED BY USCONEC LTD.

Material:

REV	DATE	DESCRIPTION	ECN
C1	5/3/12	CORR. CRIMP PN... 12166 WAS 13728; ADD 'SHORT' TO TITLE	01462
C	5/9/12	RELEASE	01462
D1	3/12/13	REVISED TITLE	01562
D	3/27/13	RELEASE	01562
E1	4/14/16	ADD'D CABLE TOL. TO TITLE & PERFORMANCE COL. TO TABLE; CRIMP BAND CHG. PN 16426 W 12186; MALE PN CLAMP CHGS. 16742 W 13376 & 16741 W 8861	1897-mm
E	4/15/16	RELEASE	1897-mm

CUSTOMER DRAWING

USCONEC Hickory, NC
800-769-0944
www.usconec.com

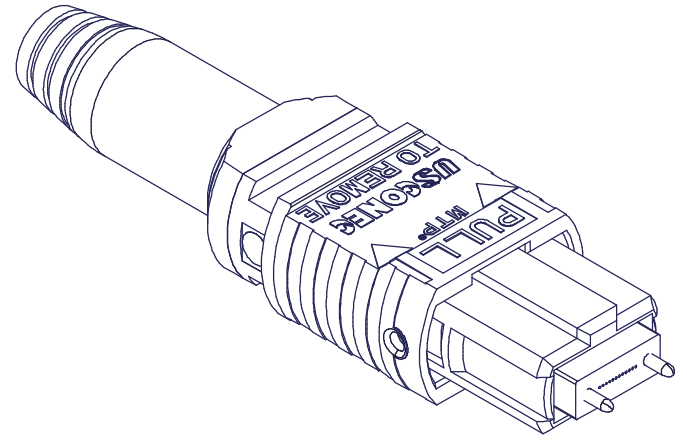
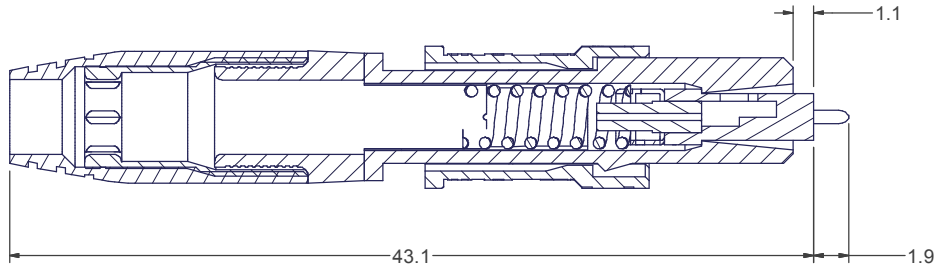
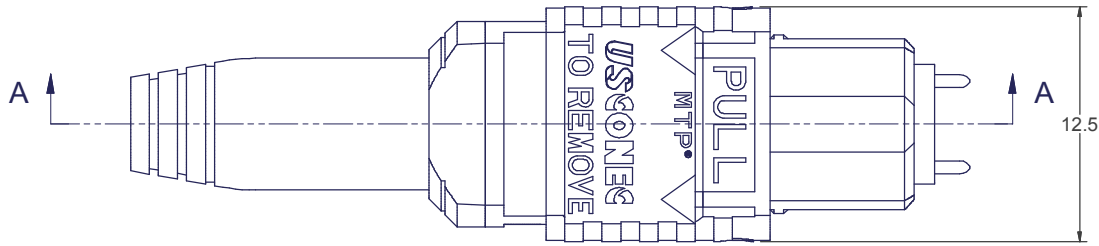
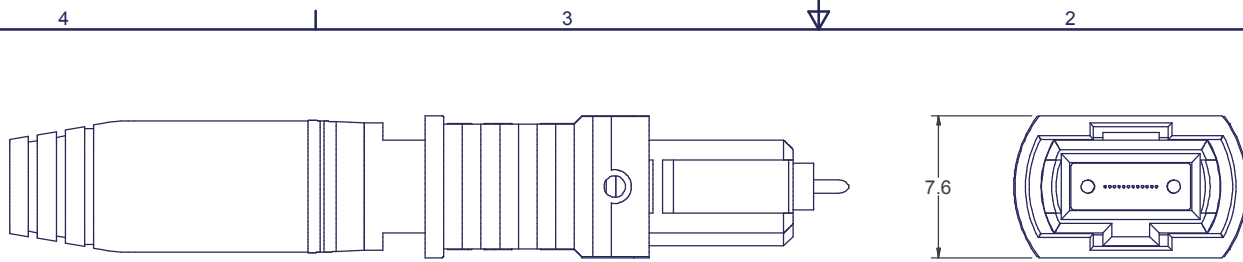
TITLE
KIT, MTP® CONN., SHORT, 3.4 - 3.8 mm
RND CABLE, HIGH SPRING FORCE

▲ DENOTES CRITICAL DIMENSION

SIZE: S&M Part No.: SEE TABLE
SCALE: N.T.S. Drafter: G. WOLF
DWG NO: **C14215** Date: 12/15/2011
REV: E SHEET 1 OF 2

THIRD ANGLE PROJECTION

METRIC/mm



SECTION A-A

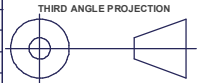
USCONEC LTD. PROPRIETARY
 THIS DOCUMENT AND THE ASSOCIATED DATA CONTAIN RESTRICTED INFORMATION THAT IS USCONEC LTD. PROPERTY. DISCLOSE OR DUPLICATE FOR OTHERS ONLY AS AUTHORIZED BY USCONEC LTD.

Material:

REV	DATE	DESCRIPTION	ECN
		SEE SHEET 1	

CUSTOMER DRAWING

DIMENSIONS FOR REFERENCE ONLY



METRIC/mm

USCONEC
 Hickory, NC
 800-769-0944
www.usconec.com

TITLE
 KIT, MTP® CONN., SHORT, 3.4 - 3.8 mm
 RND CABLE, HIGH SPRING FORCE

SIZE	S&M Part No.:	DWG NO.	REV
B	SEE SHEET 1	C14215	E
SCALE	Drafter	Date:	SHEET
N.T.S.	G. WOLF	12/15/2011	2 OF 2

▲ DENOTES CRITICAL DIMENSION