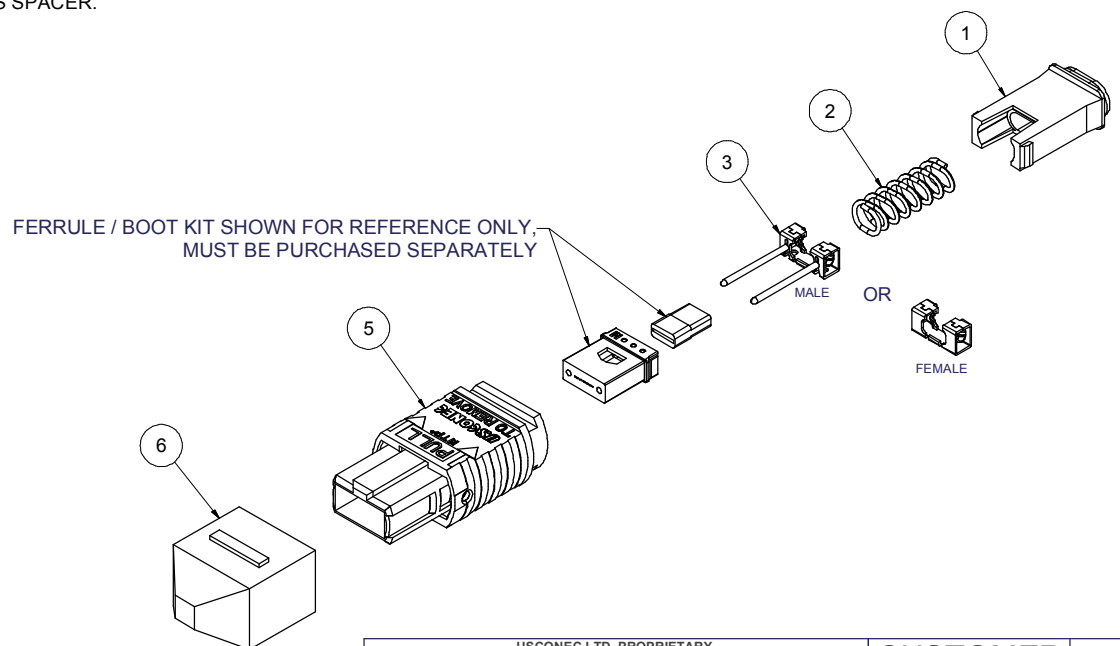


Parts List				
ITEM	DESCRIPTION	PART NUMBER	QTY	NOTES
1	SHORT SPRING PUSH	5697	1	-
2	SPRING	MTP-A12-03	1	-
3	PIN CLAMP ASSY	SEE KIT TABLE COLUMN A	1	NOTE 1
5	HOUSING ASSY	SEE KIT TABLE COLUMN B	1	-
6	DUST CAP	MTP-012-01	1	-

KIT P/N	KIT DESCRIPTION	COLUMN A	COLUMN B	HSG ASSY COLOR
		PIN CLAMP/SPACER P/N	HSG ASSY P/N	
6242	KIT, MTP, MALE, MM, SHORT	6042	MTP-A12-11	BEIGE
6253	KIT, MTP, MALE, SM, SHORT	6043	MTP-A12-12	GREEN
6262	KIT, MTP, MALE, SM MTP ELITE®, SHORT	6044	MTP-A12-15	MUSTARD
6241	KIT, MTP, FEMALE, MM, SHORT	6041	MTP-A12-11	BEIGE
6252	KIT, MTP, FEMALE, SM, SHORT	6041	MTP-A12-12	GREEN
6261	KIT, MTP, FEMALE, SM MTP ELITE®, SHORT	6041	MTP-A12-15	MUSTARD
6270	KIT, MTP, MALE, BLACK, SHORT	6042	MTP-A12-02	BLACK
6269	KIT, MTP, FEMALE, BLACK, SHORT	6041	MTP-A12-02	BLACK

NOTES:  
 1. MALE CONNECTOR KIT HAS PIN CLAMP ASSEMBLY.  
 FEMALE CONNECTOR KIT HAS SPACER.



USCONEC LTD. PROPRIETARY  
 THIS DOCUMENT AND THE ASSOCIATED DATA CONTAIN RESTRICTED INFORMATION THAT IS USCONEC LTD. PROPERTY. DISCLOSE OR DUPLICATE FOR OTHERS ONLY AS AUTHORIZED BY USCONEC LTD.

**Material:**

REV	DATE	DESCRIPTION	ECN
A	7/17/02	RELEASE TO SALES	00329
B	10/17/03	ADDED PART NO 6269 AND 6270	00474
C	3/28/06	REM. FERRULE FROM PARTS LIST, ADDED FERRULE BOOT TO ASSY. VIEW, ADDED SHT. 2 WITH ASSEMBLED VIEW	00768
D	5/5/09	CHANGED KIT DESCRIPTION FROM ELITE® TO SM MTP ELITE®	01141

**CUSTOMER DRAWING**

USCONEC  
 Hickory, NC  
 800-769-0944  
[www.usconec.com](http://www.usconec.com)

TITLE  
**KIT, MTP® CONNECTOR, SHORT**

▲ DENOTES CRITICAL DIMENSION

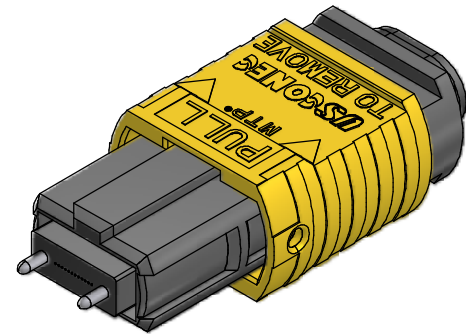
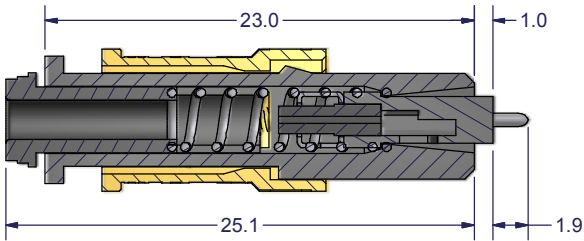
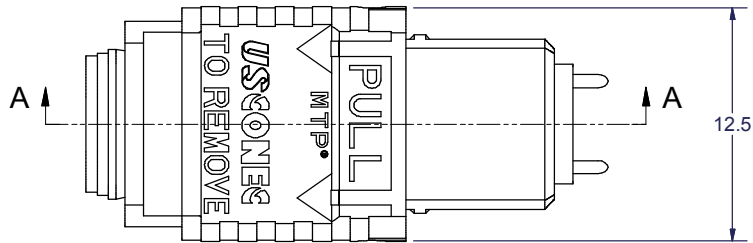
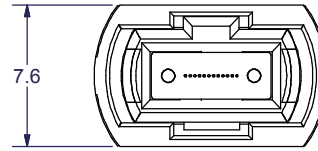
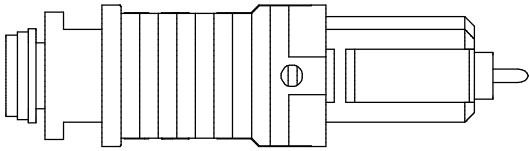
THIRD ANGLE PROJECTION

SIZE B SEE TABLE  
 SCALE N.T.S. Drafter F. COPE Date: 7/17/2002

DWG NO. **C10823** REV D

METRIC/mm

SHEET 1 OF 2



SECTION A-A

USCONEC LTD. PROPRIETARY  
THIS DOCUMENT AND THE ASSOCIATED DATA CONTAIN RESTRICTED INFORMATION THAT IS USCONEC LTD. PROPERTY. DISCLOSE OR DUPLICATE FOR OTHERS ONLY AS AUTHORIZED BY USCONEC LTD.

Material:

REV	DATE	DESCRIPTION	ECN
		SEE SHEET 1	

**CUSTOMER DRAWING**

DIMENSIONS FOR REFERENCE ONLY

THIRD ANGLE PROJECTION

**METRIC/mm**

▲ DENOTES CRITICAL DIMENSION

**USCONEC** Hickory, NC  
800-769-0944  
[www.usconec.com](http://www.usconec.com)

TITLE  
**KIT, MTP® CONNECTOR, SHORT**

SIZE	S&M Part No.:	DWG NO.	REV
<b>B</b>	SEE TABLE, SH. 1	<b>C10823</b>	<b>D</b>
SCALE	Drafter	Date:	SHEET
N.T.S.	F. COPE	7/17/2002	2 OF 2